

**SURVEY ON GRADUATES SATISFACTION AT 1, 3, 5  
YEARS AFTER GRADUATION - 2024 EDITION**

**MASTER OF SCIENCE IN  
ECONOMICS AND MANAGEMENT OF GOVERNMENT AND  
INTERNATIONAL ORGANIZATIONS**

**Survey on graduates satisfaction at 1, 3, 5 years after graduation - 2024 Edition**  
 (reference cohorts: 1 year - 2021-22 a.y.; 3 years - 2019-20 a.y.; 5 years - 2018-19 a.y.)

**Economics and Management of Government and International Organizations**

This statistical report summarizes the opinions expressed by graduates in response to satisfaction surveys conducted 1, 3 and 5 years after graduation. The data reported refer to graduates of the program in question who earned their graduate degree in the 2021-22, 2019-20 and 2017-18 a.y. respectively. The following are the results of the surveys regarding:

- satisfaction with the program and the set of knowledge and skills acquired at the end of it;
- the perception of the usefulness of the course of study for the performance of one's job;
- impressions of the contribution provided by internship and study experiences abroad (if applicable) upon entering the world of work.

**General info about the respondents**

	2024 Edition			2023 Edition	
	Respondents		Graduates	% Redemption*	
	a.v.	%	a.v.	%	
1 year	65	38,5%	94	69,1%	62,8%
3 years	60	35,5%	97	61,9%	48,6%
5 years	44	26,0%	97	45,4%	46,2%
<b>Total answers</b>	<b>169</b>	<b>100%</b>	<b>288</b>	<b>58,7%</b>	<b>52,1%</b>

(\*): The report includes graduates who have not continued their studies at Bocconi.

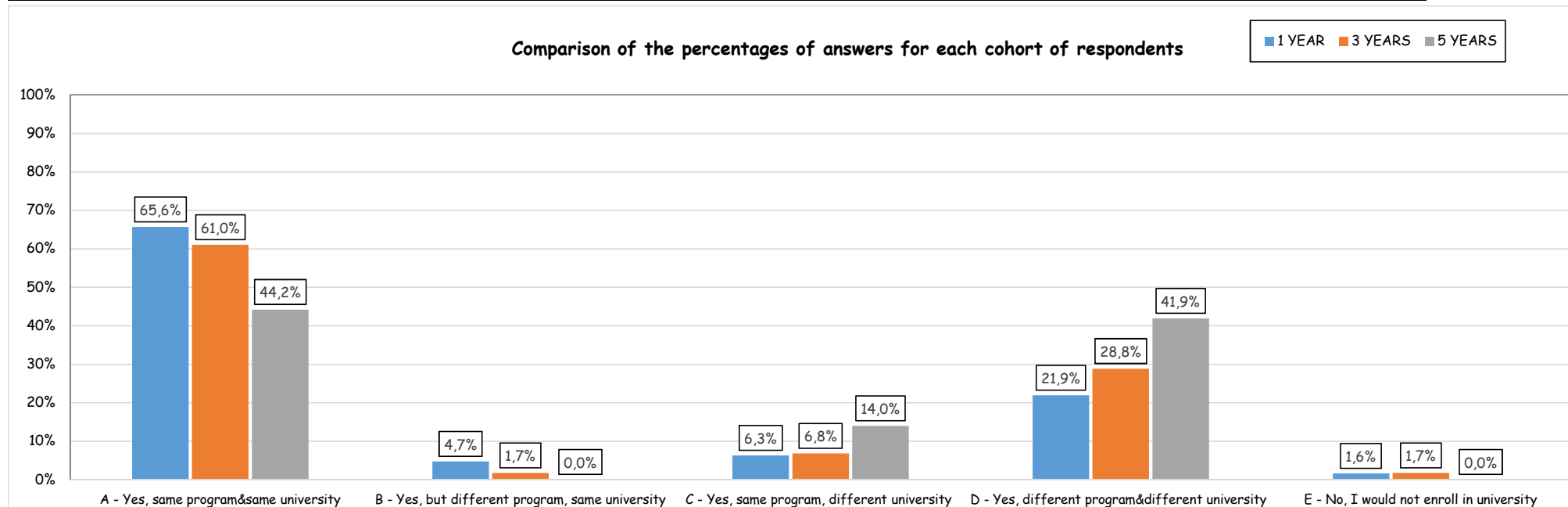
## Survey on graduates satisfaction at 1, 3, 5 years after graduation - 2024 Edition

### Economics and Management of Government and International Organizations

#### Evaluation results

1) If you could go back, would you enroll in university again?

	1 year survey			3 years survey			5 years survey			Total	
	2024 edition		2023 edition	2024 edition		2023 edition	2024 edition		2023 edition	a.v.	%
	a.v.	%	%	a.v.	%	%	a.v.	%	%		
A - Yes, in the same program and at the same university	42	65,6%	63,0%	36	61,0%	50,0%	19	44,2%	48,8%	97	58,4%
B - Yes, but in a different program at the same university	3	4,7%	22,2%	1	1,7%	36,0%	0	0,0%	41,5%	4	2,4%
C - Yes, in the same program but at a different university	4	6,3%	5,6%	4	6,8%	4,0%	6	14,0%	2,4%	14	8,4%
D - Yes, but in a different program at a different university	14	21,9%	9,3%	17	28,8%	10,0%	18	41,9%	7,3%	49	29,5%
E - No, I would not enroll in university	1	1,6%	0,0%	1	1,7%	0,0%	0	0,0%	0,0%	2	1,2%
<b>Total answers</b>	<b>64</b>	<b>100%</b>	<b>100%</b>	<b>59</b>	<b>100%</b>	<b>100%</b>	<b>43</b>	<b>100%</b>	<b>100%</b>	<b>166</b>	<b>100%</b>
NR	1			1			1			3	



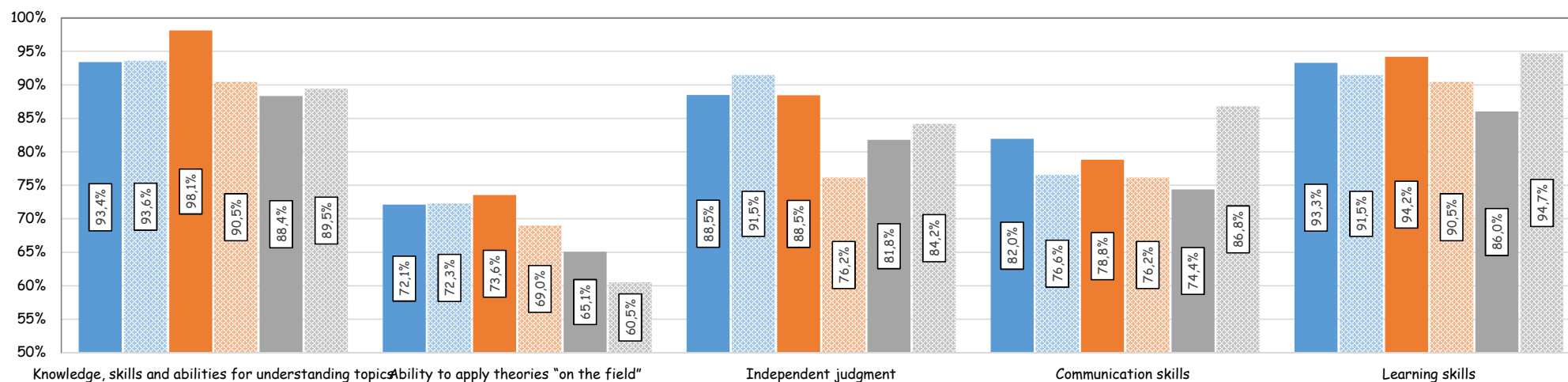
## Survey on graduates satisfaction at 1, 3, 5 years after graduation - 2024 Edition

### Economics and Management of Government and International Organizations

2) Level of satisfaction regarding the education received for:

Item	Answers		Definitely yes		More yes than no		More no than yes		Definitely no		Total		n.r.
	a.v.	%	a.v.	%	a.v.	%	a.v.	%	a.v.	%	a.v.	%	
A - Knowledge, skills and abilities for understanding topics analyzed during your study program	72	45,6	76	48,1	10	6,3	0	0,0	158	100,0	11		
B - Ability to apply theories learned during your studies "on the field"	39	24,8	72	45,9	42	26,8	4	2,5	157	100,0	12		
C - Independent judgment (in the area of issues analyzed during your study program, ability to form your own opinion and, if necessary, make independent decisions)	73	46,5	63	40,1	14	8,9	7	4,5	157	100,0	12		
D - Communication skills (both written and oral) on topics related to the program attended .	65	41,7	58	37,2	30	19,2	3	1,9	156	100,0	13		
E - Learning skills (or skills for acquiring new information and expertise by using a good study method or planning skills, etc.)	86	55,5	56	36,1	12	7,7	1	0,6	155	100,0	14		

**Comparison of the percentages of positive answers for each cohort of respondents  
(Sum of "Definitely Yes" and "More Yes than NO")**

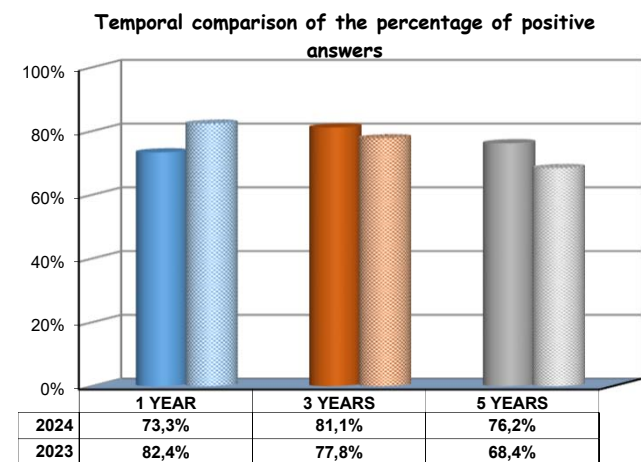


## Survey on graduates satisfaction at 1, 3, 5 years after graduation - 2024 Edition

### Economics and Management of Government and International Organizations

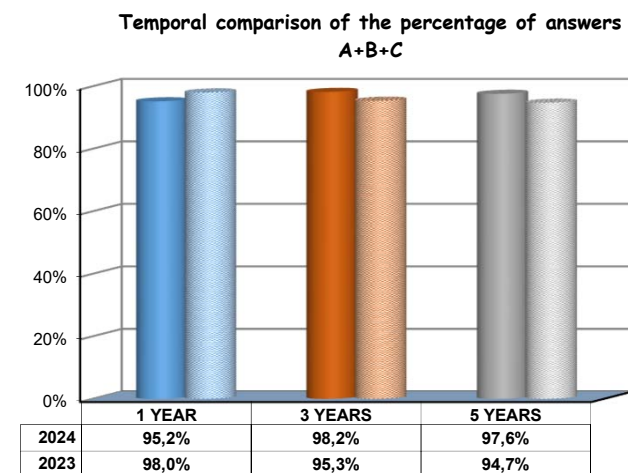
3) Do you think that your current job is consistent with your studies?

	Years after graduation							
	1		3		5		Total	
	a.v.	%	a.v.	%	a.v.	%	a.v.	%
YES	44	73,3%	43	81,1%	32	76,2%	119	76,8%
NO	16	26,7%	10	18,9%	10	23,8%	36	23,2%
<b>Total answers</b>	<b>60</b>	<b>100%</b>	<b>53</b>	<b>100%</b>	<b>42</b>	<b>100%</b>	<b>155</b>	<b>100%</b>
NR	5		7		2		14	



4. Is your degree useful in your work?

	Years after graduation							
	1		3		5		Totale	
	a.v.	%	a.v.	%	a.v.	%	a.v.	%
A - Yes, it's a requirement by law	7	11,3%	11	20,0%	8	19,5%	26	16,5%
B - It's not required by law, but it is necessary	26	41,9%	14	25,5%	14	34,1%	54	34,2%
C - It's not required by law, but it's useful	26	41,9%	29	52,7%	18	43,9%	73	46,2%
D - It's not required by law and it's not useful in other ways	3	4,8%	1	1,8%	1	2,4%	5	3,2%
<b>Total answers</b>	<b>62</b>	<b>100%</b>	<b>55</b>	<b>100%</b>	<b>41</b>	<b>100%</b>	<b>158</b>	<b>100%</b>
NR	3		5		3		11	



## Survey on graduates satisfaction at 1, 3, 5 years after graduation - 2024 Edition

### Economics and Management of Government and International Organizations

5) Do you use the knowledge, skills and abilities acquired at University?

	Years after graduation							
	1		3		5		Totale	
	a.v.	%	a.v.	%	a.v.	%	a.v.	%
A - Definitely yes	19	30,6%	19	35,2%	11	26,8%	49	31,2%
B - More yes than no	30	48,4%	28	51,9%	20	48,8%	78	49,7%
C - More no than yes	11	17,7%	7	13,0%	10	24,4%	28	17,8%
D - Definitely no	2	3,2%	0	0,0%	0	0,0%	2	1,3%
<b>Total answers</b>	<b>62</b>	<b>100%</b>	<b>54</b>	<b>100%</b>	<b>41</b>	<b>100%</b>	<b>157</b>	<b>100%</b>
NR	3		6		3		12	

6) If you completed an internship during your study program, did the experience facilitate placement in the job market?\*

	2024 Edition		2023 Edition	
	a.v.	%	a.v.	%
A - Definitely yes	30	50,0%	60	60,0%
B - More yes than no	18	30,0%	26	26,0%
C - More no than yes	8	13,3%	6	6,0%
D - Definitely no	3	5,0%	2	2,0%
E - I did not complete an internship during my study program	1	1,7%	6	6,0%
<b>Total answers</b>	<b>60</b>	<b>100%</b>	<b>100</b>	<b>100%</b>
NR	5			

7) If you studied abroad, did the experience facilitate placement in the job market?\*

	2024 Edition		2023 Edition	
	a.v.	%	a.v.	%
A - Definitely yes	26	41,9%	32	32,0%
B - More yes than no	22	35,5%	30	30,0%
C - More no than yes	5	8,1%	4	4,0%
D - Definitely no	1	1,6%	2	2,0%
E - I did not study abroad	8	12,9%	32	32,0%
<b>Total answers</b>	<b>62</b>	<b>100%</b>	<b>100</b>	<b>100%</b>
NR	3			

(\*): The percentages shown in the histograms are calculated excluding the students who declared not to have carried out this activity.

Temporal comparison of the percentages of positive answers (Sum of "Definitely Yes" and "More Yes than NO")

