

**SURVEY ON GRADUATES SATISFACTION AT 1, 3, 5
YEARS AFTER GRADUATION - 2024 EDITION**

**MASTER OF SCIENCE IN
ECONOMIC AND SOCIAL SCIENCES**

Survey on graduates satisfaction at 1, 3, 5 years after graduation - 2024 Edition
 (reference cohorts: 1 year - 2021-22 a.y.; 3 years - 2019-20 a.y.; 5 years - 2018-19 a.y.)

Economic and Social Sciences

This statistical report summarizes the opinions expressed by graduates in response to satisfaction surveys conducted 1, 3 and 5 years after graduation. The data reported refer to graduates of the program in question who earned their graduate degree in the 2021-22, 2019-20 and 2017-18 a.y. respectively. The following are the results of the surveys regarding:

- satisfaction with the program and the set of knowledge and skills acquired at the end of it;
- the perception of the usefulness of the course of study for the performance of one's job;
- impressions of the contribution provided by internship and study experiences abroad (if applicable) upon entering the world of work.

General info about the respondents

	2024 Edition				2023 Edition
	Respondents		Graduates	% Redemption*	% Redemption*
	a.v.	%	a.v.	%	%
1 year	99	40,7%	150	66,0%	74,5%
3 years	72	29,6%	152	47,4%	52,6%
5 years	72	29,6%	182	39,6%	39,9%
Total answers	243	100%	484	50,2%	54,8%

(*): The report includes graduates who have not continued their studies at Bocconi.

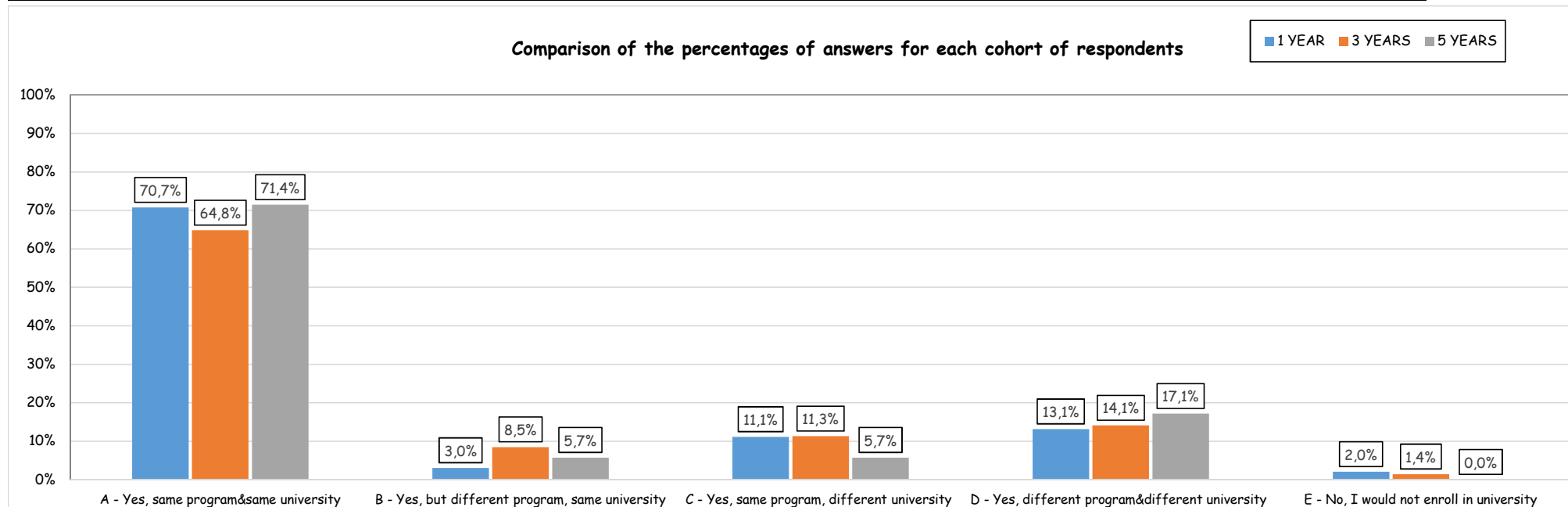
Survey on graduates satisfaction at 1, 3, 5 years after graduation - 2024 Edition

Economic and Social Sciences

Evaluation results

1) If you could go back, would you enroll in university again?

	1 year survey			3 years survey			5 years survey			Total	
	2024 edition		2023 edition	2024 edition		2023 edition	2024 edition		2023 edition	a.v.	%
	a.v.	%	%	a.v.	%	%	a.v.	%			
A - Yes, in the same program and at the same university	70	70,7%	65,2%	46	64,8%	65,4%	50	71,4%	74,3%	166	69,2%
B - Yes, but in a different program at the same university	3	3,0%	18,8%	6	8,5%	22,2%	4	5,7%	11,4%	13	5,4%
C - Yes, in the same program but at a different university	11	11,1%	6,3%	8	11,3%	2,5%	4	5,7%	1,4%	23	9,6%
D - Yes, but in a different program at a different university	13	13,1%	8,0%	10	14,1%	7,4%	12	17,1%	8,6%	35	14,6%
E - No, I would not enroll in university	2	2,0%	1,8%	1	1,4%	2,5%	0	0,0%	4,3%	3	1,3%
Total answers	99	100%	100%	71	100%	100%	70	100%	100%	240	100%
NR	0			1			2			3	



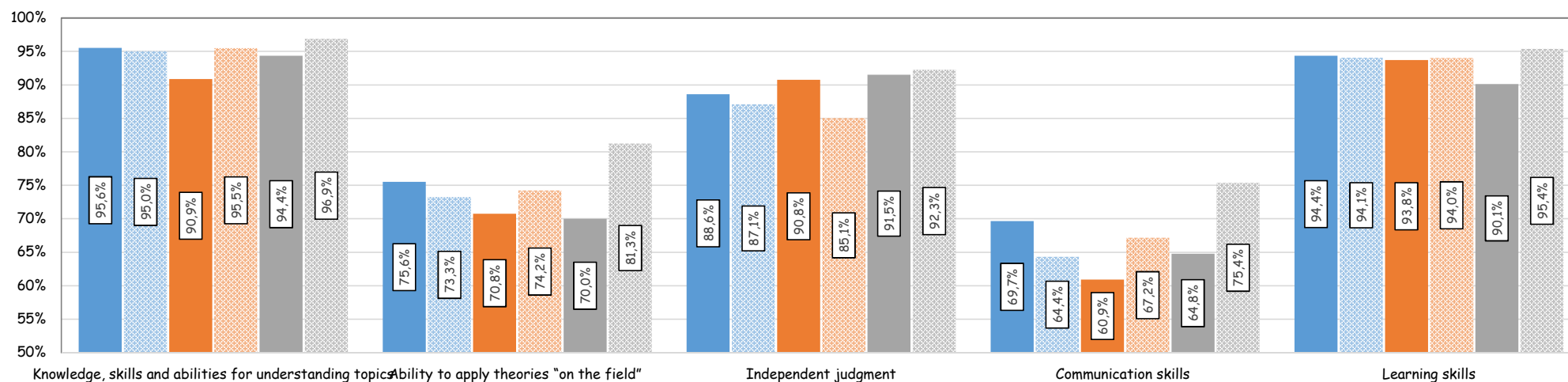
Survey on graduates satisfaction at 1, 3, 5 years after graduation - 2024 Edition

Economic and Social Sciences

2) Level of satisfaction regarding the education received for:

Item	Answers		Definitely yes		More yes than no		More no than yes		Definitely no		Total		n.r.
	a.v.	%	a.v.	%	a.v.	%	a.v.	%	a.v.	%	a.v.	%	
A - Knowledge, skills and abilities for understanding topics analyzed during your study program	150	66,1	63	27,8	12	5,3	2	0,9	227	100,0	16		
B - Ability to apply theories learned during your studies "on the field"	76	33,8	87	38,7	49	21,8	13	5,8	225	100,0	18		
C - Independent judgment (in the area of issues analyzed during your study program, ability to form your own opinion and, if necessary, make independent decisions)	124	55,4	78	34,8	15	6,7	7	3,1	224	100,0	19		
D - Communication skills (both written and oral) on topics related to the program attended .	59	26,3	88	39,3	68	30,4	9	4,0	224	100,0	19		
E - Learning skills (or skills for acquiring new information and expertise by using a good study method or planning skills, etc.)	147	65,6	61	27,2	13	5,8	3	1,3	224	100,0	19		

**Comparison of the percentages of positive answers for each cohort of respondents
(Sum of "Definitely Yes" and "More Yes than NO")**

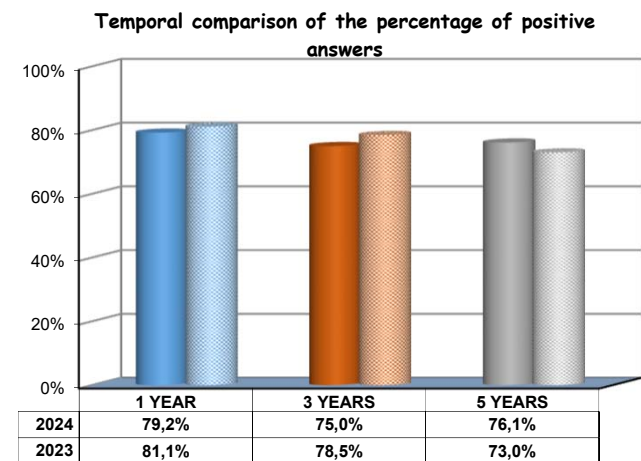


Survey on graduates satisfaction at 1, 3, 5 years after graduation - 2024 Edition

Economic and Social Sciences

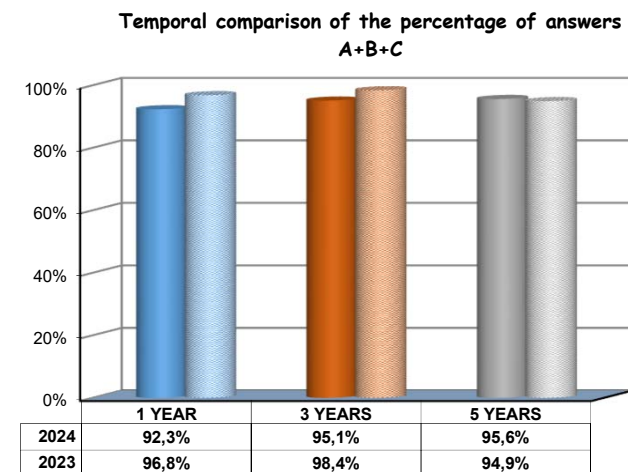
3) Do you think that your current job is consistent with your studies?

	Years after graduation							
	1		3		5		Total	
	a.v.	%	a.v.	%	a.v.	%	a.v.	%
YES	61	79,2%	45	75,0%	51	76,1%	157	77,0%
NO	16	20,8%	15	25,0%	16	23,9%	47	23,0%
Total answers	77	100%	60	100%	67	100%	204	100%
NR	22		12		5		39	



4. Is your degree useful in your work?

	Years after graduation							
	1		3		5		Totale	
	a.v.	%	a.v.	%	a.v.	%	a.v.	%
A - Yes, it's a requirement by law	11	14,1%	14	23,0%	20	29,4%	45	21,7%
B - It's not required by law, but it is necessary	38	48,7%	20	32,8%	19	27,9%	77	37,2%
C - It's not required by law, but it's useful	23	29,5%	24	39,3%	26	38,2%	73	35,3%
D - It's not required by law and it's not useful in other ways	6	7,7%	3	4,9%	3	4,4%	12	5,8%
Total answers	78	100%	61	100%	68	100%	207	100%
NR	21		11		4		36	



Survey on graduates satisfaction at 1, 3, 5 years after graduation - 2024 Edition

Economic and Social Sciences

5) Do you use the knowledge, skills and abilities acquired at University?

	Years after graduation							
	1		3		5		Totale	
	a.v.	%	a.v.	%	a.v.	%	a.v.	%
A - Definitely yes	43	54,4%	29	49,2%	31	47,0%	103	50,5%
B - More yes than no	25	31,6%	21	35,6%	22	33,3%	68	33,3%
C - More no than yes	10	12,7%	8	13,6%	11	16,7%	29	14,2%
D - Definitely no	1	1,3%	1	1,7%	2	3,0%	4	2,0%
Total answers	79	100%	59	100%	66	100%	204	100%
NR	20		13		6		39	

6) If you completed an internship during your study program, did the experience facilitate placement in the job market?*

	2024 Edition		2023 Edition	
	a.v.	%	a.v.	%
A - Definitely yes	47	58,8%	47	47,9%
B - More yes than no	17	21,3%	28	28,7%
C - More no than yes	8	10,0%	8	8,5%
D - Definitely no	0	0,0%	2	2,1%
E - I did not complete an internship during my study program	8	10,0%	12	12,8%
Total answers	80	100%	80	100%
NR	19		19	

7) If you studied abroad, did the experience facilitate placement in the job market?*

	2024 Edition		2023 Edition	
	a.v.	%	a.v.	%
A - Definitely yes	18	22,5%	17	17,0%
B - More yes than no	17	21,3%	31	30,9%
C - More no than yes	12	15,0%	9	9,6%
D - Definitely no	0	0,0%	2	2,1%
E - I did not study abroad	33	41,3%	40	40,4%
Total answers	80	100%	80	100%
NR	19		19	

(*): The percentages shown in the histograms are calculated excluding the students who declared not to have carried out this activity.

Temporal comparison of the percentages of positive answers (Sum of "Definitely Yes" and "More Yes than NO")

