

SURVEY ON GRADUATES SATISFACTION AT 1, 3, 5 YEARS AFTER GRADUATION - 2024 EDITION

MASTER OF SCIENCE IN DATA SCIENCE AND BUSINESS ANALYTICS

Survey on graduates satisfaction at 1, 3, 5 years after graduation - 2024 Edition
 (reference cohorts: 1 year - 2021-22 a.y.; 3 years - 2019-20 a.y.; 5 years - 2018-19 a.y.)

Data Science and Business Analytics

This statistical report summarizes the opinions expressed by graduates in response to satisfaction surveys conducted 1, 3 and 5 years after graduation. The data reported refer to graduates of the program in question who earned their graduate degree in the 2021-22, 2019-20 and 2017-18 a.y. respectively. The following are the results of the surveys regarding:

- satisfaction with the program and the set of knowledge and skills acquired at the end of it;
- the perception of the usefulness of the course of study for the performance of one's job;
- impressions of the contribution provided by internship and study experiences abroad (if applicable) upon entering the world of work.

General info about the respondents

	2024 Edition				2023 Edition
	Respondents		Graduates	% Redemption*	% Redemption*
	a.v.	%	a.v.	%	%
1 year	41	70,7%	59	69,5%	62,7%
3 years	17	29,3%	42	40,5%	0,0%
5 years					
Total answers	58	100%	101	57,4%	62,7%

(*): The report includes graduates who have not continued their studies at Bocconi.

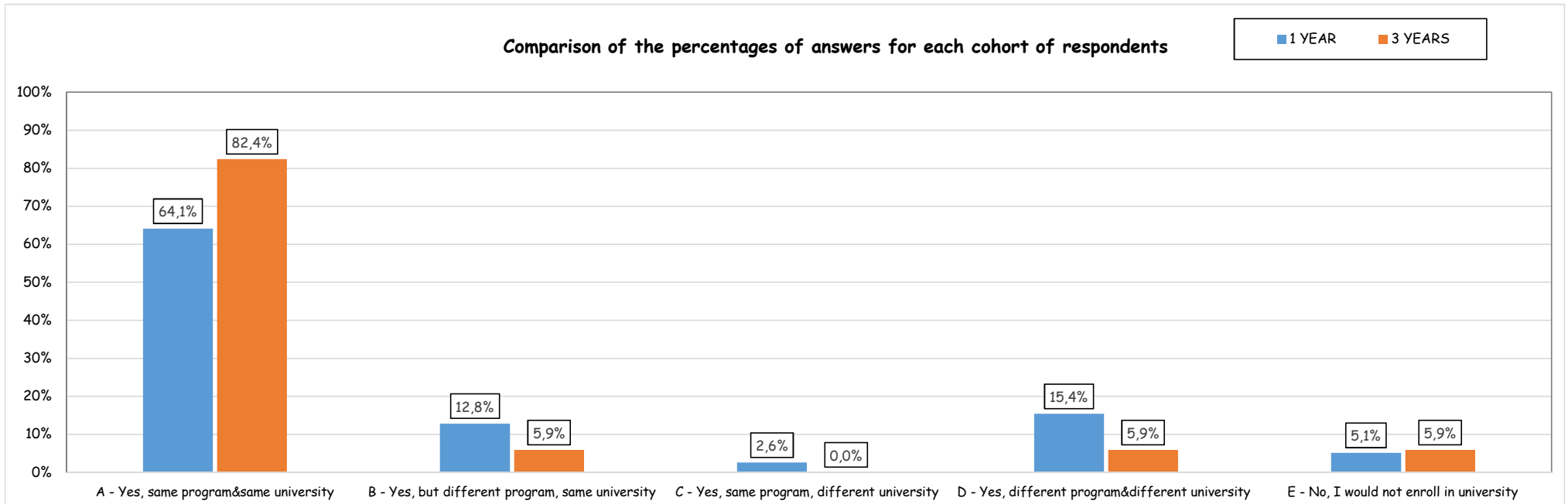
Survey on graduates satisfaction at 1, 3, 5 years after graduation - 2024 Edition

Data Science and Business Analytics

Evaluation results

1) If you could go back, would you enroll in university again?

	1 year survey			3 years survey			Total	
	2024 edition		2023 edition	2024 edition		2023 edition	a.v.	%
	a.v.	%	%	a.v.	%	%		
A - Yes, in the same program and at the same university	25	64,1%	66,7%	14	82,4%	0,0%	39	69,6%
B - Yes, but in a different program at the same university	5	12,8%	13,9%	1	5,9%	0,0%	6	10,7%
C - Yes, in the same program but at a different university	1	2,6%	11,1%	0	0,0%	0,0%	1	1,8%
D - Yes, but in a different program at a different university	6	15,4%	5,6%	1	5,9%	0,0%	7	12,5%
E - No, I would not enroll in university	2	5,1%	2,8%	1	5,9%	0,0%	3	5,4%
Total answers	39	100%	100%	17	100%	0%	56	100%
NR	2			0			2	



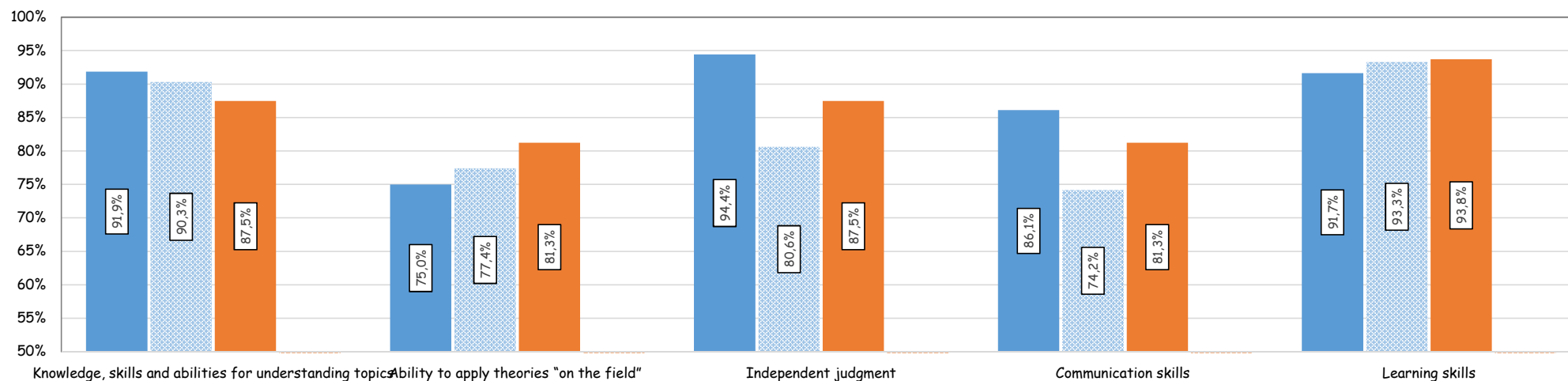
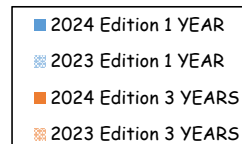
Survey on graduates satisfaction at 1, 3, 5 years after graduation - 2024 Edition

Data Science and Business Analytics

2) Level of satisfaction regarding the education received for:

Item	Answers		Definitely yes		More yes than no		More no than yes		Definitely no		Total		n.r.
	a.v.	%	a.v.	%	a.v.	%	a.v.	%	a.v.	%	a.v.	%	
A - Knowledge, skills and abilities for understanding topics analyzed during your study program	33	62,3	15	28,3	4	7,5	1	1,9	53	100,0	5		
B - Ability to apply theories learned during your studies "on the field"	22	42,3	18	34,6	11	21,2	1	1,9	52	100,0	6		
C - Independent judgment (in the area of issues analyzed during your study program, ability to form your own opinion and, if necessary, make independent decisions)	30	57,7	18	34,6	4	7,7	0	0,0	52	100,0	6		
D - Communication skills (both written and oral) on topics related to the program attended .	22	42,3	22	42,3	6	11,5	2	3,8	52	100,0	6		
E - Learning skills (or skills for acquiring new information and expertise by using a good study method or planning skills, etc.)	35	67,3	13	25,0	3	5,8	1	1,9	52	100,0	6		

**Comparison of the percentages of positive answers for each cohort of respondents
(Sum of "Definitely Yes" and "More Yes than NO")**

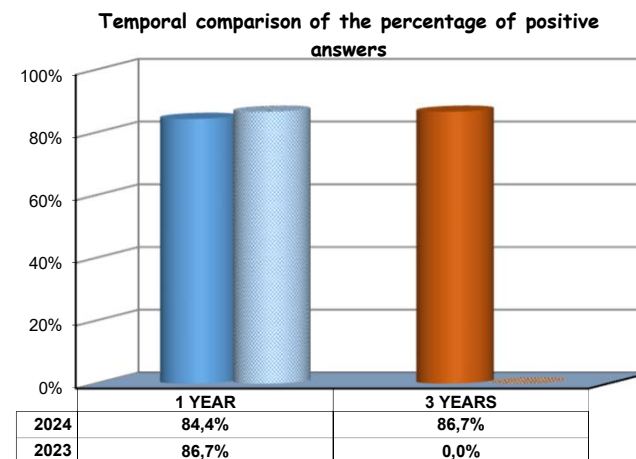


Survey on graduates satisfaction at 1, 3, 5 years after graduation - 2024 Edition

Data Science and Business Analytics

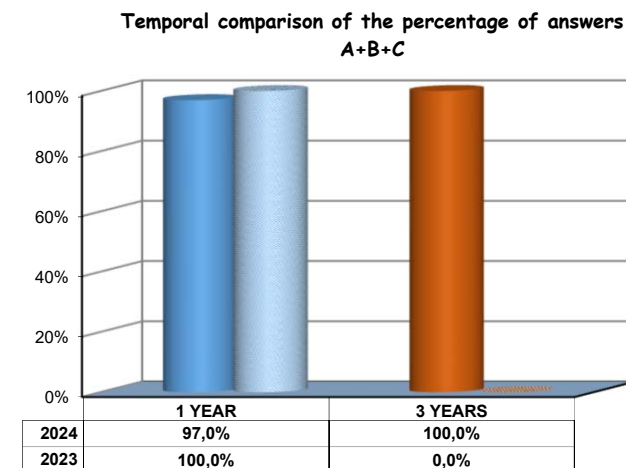
3) Do you think that your current job is consistent with your studies?

	Years after graduation					
	1		3		Total	
	a.v.	%	a.v.	%	a.v.	%
YES	27	84,4%	13	86,7%	40	85,1%
NO	5	15,6%	2	13,3%	7	14,9%
Total answers	32	100%	15	100%	47	100%
NR	9		2		11	



4. Is your degree useful in your work?

	Years after graduation					
	1		3		Totale	
	a.v.	%	a.v.	%	a.v.	%
A - Yes, it's a requirement by law	2	6,1%	0	0,0%	2	4,1%
B - It's not required by law, but it is necessary	13	39,4%	7	43,8%	20	40,8%
C - It's not required by law, but it's useful	17	51,5%	9	56,3%	26	53,1%
D - It's not required by law and it's not useful in other ways	1	3,0%	0	0,0%	1	2,0%
Total answers	33	100%	16	100%	49	100%
NR	8		1		9	



Survey on graduates satisfaction at 1, 3, 5 years after graduation - 2024 Edition

Data Science and Business Analytics

5) Do you use the knowledge, skills and abilities acquired at University?

	Years after graduation					
	1		3		Totale	
	a.v.	%	a.v.	%	a.v.	%
A - Definitely yes	18	52,9%	9	56,3%	27	54,0%
B - More yes than no	9	26,5%	3	18,8%	12	24,0%
C - More no than yes	6	17,6%	4	25,0%	10	20,0%
D - Definitely no	1	2,9%	0	0,0%	1	2,0%
Total answers	34	100%	16	100%	50	100%
NR	7		1		8	

6) If you completed an internship during your study program, did the experience facilitate placement in the job market?*

	2024 Edition		2023 Edition	
	a.v.	%	a.v.	%
A - Definitely yes	22	64,7%	69	69,0%
B - More yes than no	5	14,7%	17	17,2%
C - More no than yes	3	8,8%	0	0,0%
D - Definitely no	0	0,0%	3	3,4%
E - I did not complete an internship during my study program	4	11,8%	10	10,3%
Total answers	34	100%	100	100%
NR	7			

7) If you studied abroad, did the experience facilitate placement in the job market?*

	2024 Edition		2023 Edition	
	a.v.	%	a.v.	%
A - Definitely yes	8	23,5%	25	25,0%
B - More yes than no	9	26,5%	28	28,6%
C - More no than yes	2	5,9%	3	3,6%
D - Definitely no	0	0,0%	7	7,1%
E - I did not study abroad	15	44,1%	35	35,7%
Total answers	34	100%	100	100%
NR	7			

(*): The percentages shown in the histograms are calculated excluding the students who declared not to have carried out this activity.

Temporal comparison of the percentages of positive answers (Sum of "Definitely Yes" and "More Yes than NO")

