

**SURVEY ON GRADUATES SATISFACTION AT 1, 3, 5
YEARS AFTER GRADUATION - 2024 EDITION**

MASTER OF SCIENCE IN
CYBER RISK STRATEGY AND GOVERNANCE

Survey on graduates satisfaction at 1, 3, 5 years after graduation - 2024 Edition
 (reference cohorts: 1 year - 2021-22 a.y.; 3 years - 2019-20 a.y.; 5 years - 2018-19 a.y.)

Cyber Risk Strategy and Governance

This statistical report summarizes the opinions expressed by graduates in response to satisfaction surveys conducted 1, 3 and 5 years after graduation. The data reported refer to graduates of the program in question who earned their graduate degree in the 2021-22, 2019-20 and 2017-18 a.y. respectively. The following are the results of the surveys regarding:

- satisfaction with the program and the set of knowledge and skills acquired at the end of it;
- the perception of the usefulness of the course of study for the performance of one's job;
- impressions of the contribution provided by internship and study experiences abroad (if applicable) upon entering the world of work.

General info about the respondents

	2024 Edition			2023 Edition
	Respondents		Graduates	% Redemption*
	a.v.	%	a.v.	%
1 year	27	100,0%	38	71,1%
3 years				
5 years				
Total answers	27	100%	38	71,1%

(*): The report includes graduates who have not continued their studies at Bocconi.

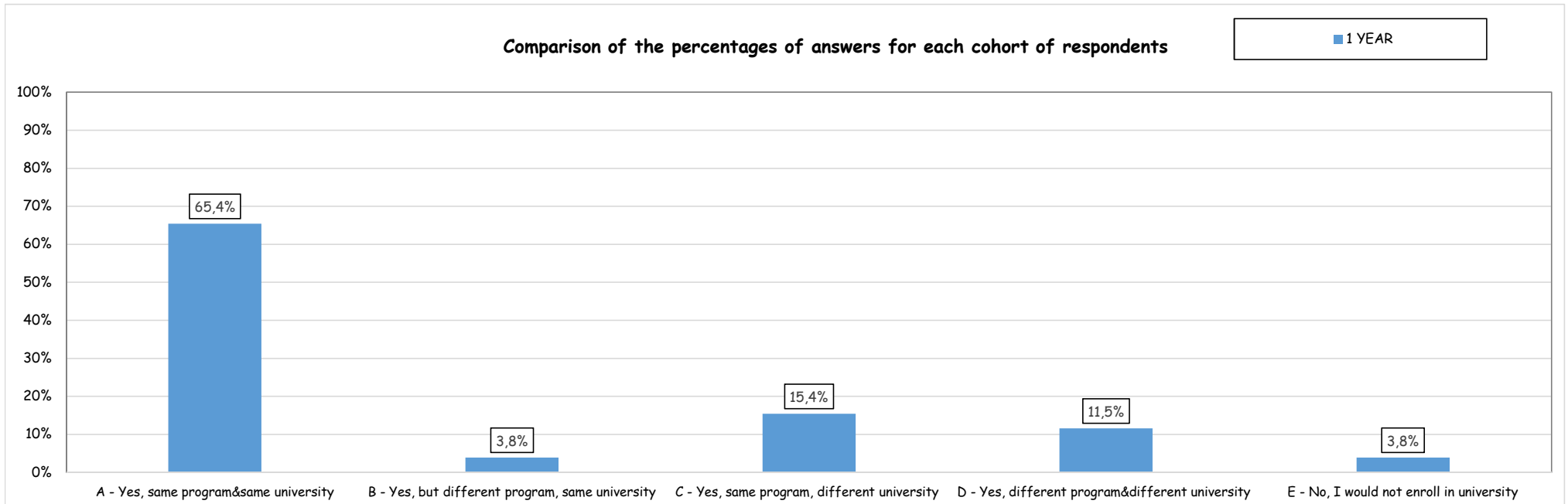
Survey on graduates satisfaction at 1, 3, 5 years after graduation - 2024 Edition

Cyber Risk Strategy and Governance

Evaluation results

1) If you could go back, would you enroll in university again?

	1 year survey		
	2024 edition a.v.	2024 edition %	2023 edition %
A - Yes, in the same program and at the same university	17	65,4%	71,4%
B - Yes, but in a different program at the same university	1	3,8%	14,3%
C - Yes, in the same program but at a different university	4	15,4%	4,8%
D - Yes, but in a different program at a different university	3	11,5%	9,5%
E - No, I would not enroll in university	1	3,8%	0,0%
Total answers	26	100%	100%
NR	1		



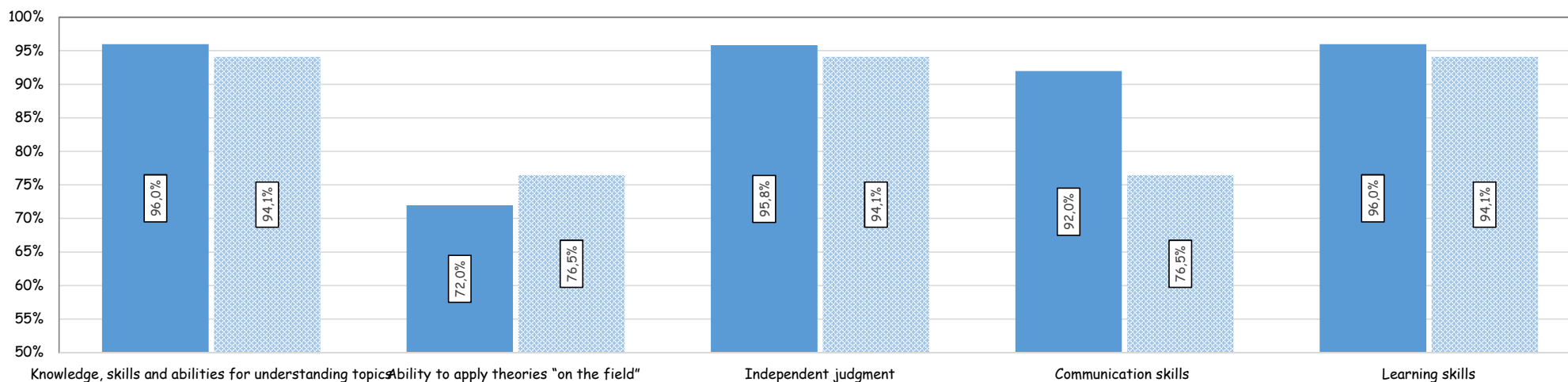
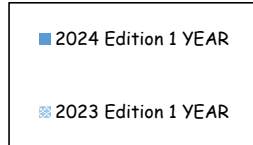
Survey on graduates satisfaction at 1, 3, 5 years after graduation - 2024 Edition

Cyber Risk Strategy and Governance

2) Level of satisfaction regarding the education received for:

Item	Answers		Definitely yes		More yes than no		More no than yes		Definitely no		Total		n.r.
	a.v.	%	a.v.	%	a.v.	%	a.v.	%	a.v.	%	a.v.	%	
A - Knowledge, skills and abilities for understanding topics analyzed during your study program	12	48,0	12	48,0	1	4,0	0	0,0	25	100,0	2		
B - Ability to apply theories learned during your studies "on the field"	10	40,0	8	32,0	7	28,0	0	0,0	25	100,0	2		
C - Independent judgment (in the area of issues analyzed during your study program, ability to form your own opinion and, if necessary, make independent decisions)	12	50,0	11	45,8	1	4,2	0	0,0	24	100,0	3		
D - Communication skills (both written and oral) on topics related to the program attended .	10	40,0	13	52,0	2	8,0	0	0,0	25	100,0	2		
E - Learning skills (or skills for acquiring new information and expertise by using a good study method or planning skills, etc.)	14	56,0	10	40,0	1	4,0	0	0,0	25	100,0	2		

**Comparison of the percentages of positive answers for each cohort of respondents
(Sum of "Definitely Yes" and "More Yes than NO")**

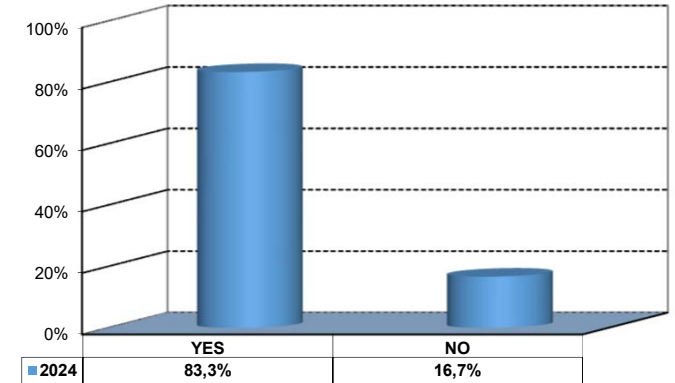


Survey on graduates satisfaction at 1, 3, 5 years after graduation - 2024 Edition

Cyber Risk Strategy and Governance

3) Do you think that your current job is consistent with your studies?

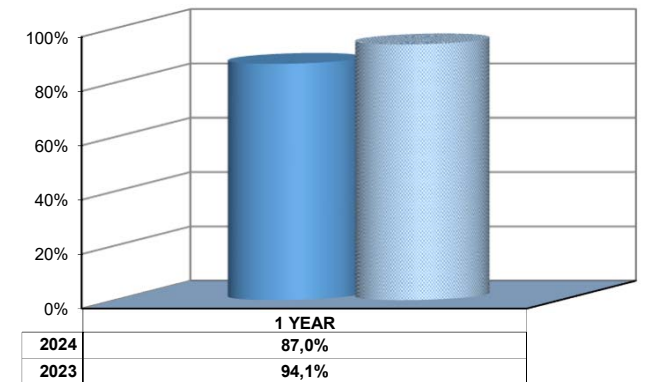
	Years after graduation	
	1	
	a.v.	%
YES	20	83,3%
NO	4	16,7%
Total answers	24	100%
NR	3	



4. Is your degree useful in your work?

	Years after graduation	
	1	
	a.v.	%
A - Yes, it's a requirement by law	1	4,3%
B - It's not required by law, but it is necessary	7	30,4%
C - It's not required by law, but it's useful	12	52,2%
D - It's not required by law and it's not useful in other ways	3	13,0%
Total answers	23	100%
NR	4	

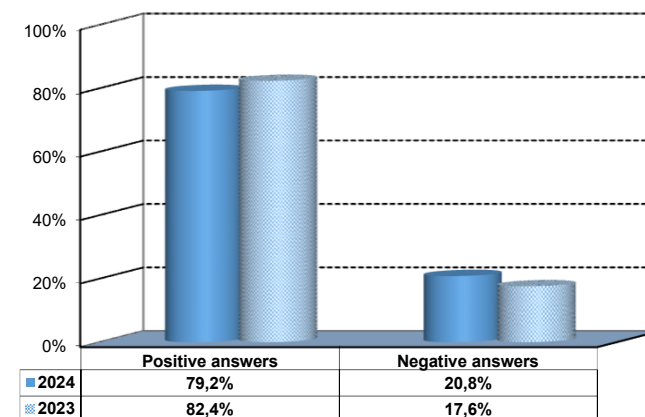
Temporal comparison of the percentage of answers A+B+C



Survey on graduates satisfaction at 1, 3, 5 years after graduation - 2024 Edition Cyber Risk Strategy and Governance

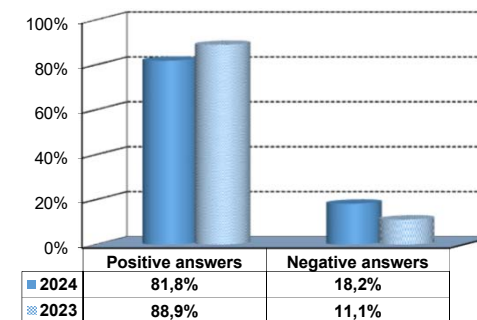
5) Do you use the knowledge, skills and abilities acquired at University?

	Years after graduation	
	1	
	a.v.	%
A - Definitely yes	9	37,5%
B - More yes than no	10	41,7%
C - More no than yes	4	16,7%
D - Definitely no	1	4,2%
Total answers	24	100%
NR	3	



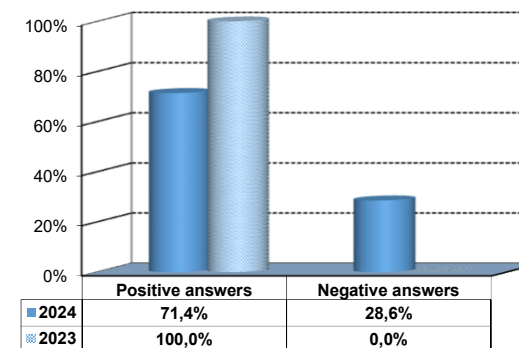
6) If you completed an internship during your study program, did the experience facilitate placement in the job market?*

	2024 Edition		2023 Edition
	a.v.	%	%
A - Definitely yes	11	47,8%	61,1%
B - More yes than no	7	30,4%	27,8%
C - More no than yes	4	17,4%	5,6%
D - Definitely no	0	0,0%	5,6%
E - I did not complete an internship during my study program	1	4,3%	0,0%
Total answers	23	100%	100%
NR	4		



7) If you studied abroad, did the experience facilitate placement in the job market?*

	2024 Edition		2023 Edition
	a.v.	%	%
A - Definitely yes	4	18,2%	22,2%
B - More yes than no	1	4,5%	11,1%
C - More no than yes	2	9,1%	0,0%
D - Definitely no	0	0,0%	0,0%
E - I did not study abroad	15	68,2%	66,7%
Total answers	22	100%	100%
NR	5		



(*): The percentages shown in the histograms are calculated excluding the students who declared not to have carried out this activity.