

**SURVEY ON GRADUATES SATISFACTION AT 1, 3, 5
YEARS AFTER GRADUATION - 2024 EDITION**

MASTER OF SCIENCE IN
ECONOMIA E LEGISLAZIONE PER L'IMPRESA

Survey on graduates satisfaction at 1, 3, 5 years after graduation - 2024 Edition
 (reference cohorts: 1 year - 2021-22 a.y.; 3 years - 2019-20 a.y.; 5 years - 2018-19 a.y.)

Economia e legislazione per l'impresa

This statistical report summarizes the opinions expressed by graduates in response to satisfaction surveys conducted 1, 3 and 5 years after graduation. The data reported refer to graduates of the program in question who earned their graduate degree in the 2021-22, 2019-20 and 2017-18 a.y. respectively. The following are the results of the surveys regarding:

- satisfaction with the program and the set of knowledge and skills acquired at the end of it;
- the perception of the usefulness of the course of study for the performance of one's job;
- impressions of the contribution provided by internship and study experiences abroad (if applicable) upon entering the world of work.

General info about the respondents

	2024 Edition				2023 Edition
	Respondents		Graduates	% Redemption*	% Redemption*
	a.v.	%	a.v.	%	%
1 year	64	41,8%	84	76,2%	64,2%
3 years	45	29,4%	77	58,4%	58,9%
5 years	44	28,8%	82	53,7%	50,6%
Total answers	153	100%	243	63,0%	58,0%

(*): The report includes graduates who have not continued their studies at Bocconi.

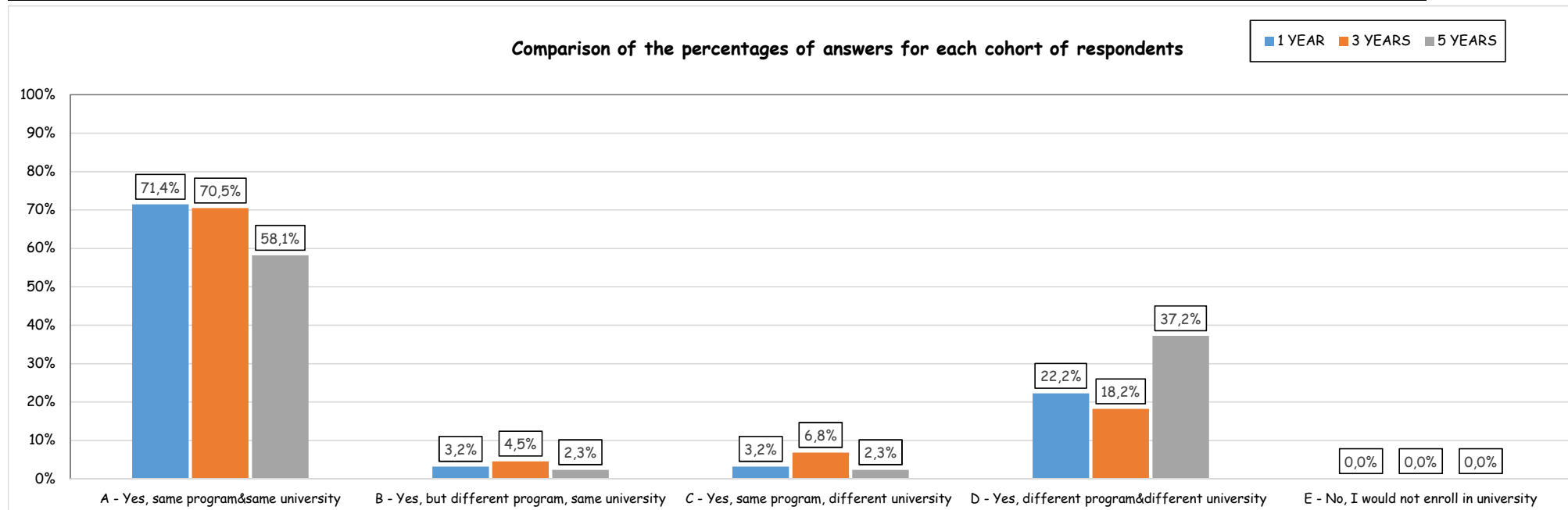
Survey on graduates satisfaction at 1, 3, 5 years after graduation - 2024 Edition

Economia e legislazione per l'impresa

Evaluation results

1) If you could go back, would you enroll in university again?

	1 year survey			3 years survey			5 years survey			Total	
	2024 edition		2023 edition	2024 edition		2023 edition	2024 edition		2023 edition	a.v.	%
	a.v.	%	%	a.v.	%	%	a.v.	%	%		
A - Yes, in the same program and at the same university	45	71,4%	70,6%	31	70,5%	71,7%	25	58,1%	59,0%	101	67,3%
B - Yes, but in a different program at the same university	2	3,2%	25,5%	2	4,5%	18,9%	1	2,3%	28,2%	5	3,3%
C - Yes, in the same program but at a different university	2	3,2%	2,0%	3	6,8%	3,8%	1	2,3%	5,1%	6	4,0%
D - Yes, but in a different program at a different university	14	22,2%	2,0%	8	18,2%	5,7%	16	37,2%	5,1%	38	25,3%
E - No, I would not enroll in university	0	0,0%	0,0%	0	0,0%	0,0%	0	0,0%	2,6%	0	0,0%
Total answers	63	100%	100%	44	100%	100%	43	100%	100%	150	100%
NR	1			1			1			3	



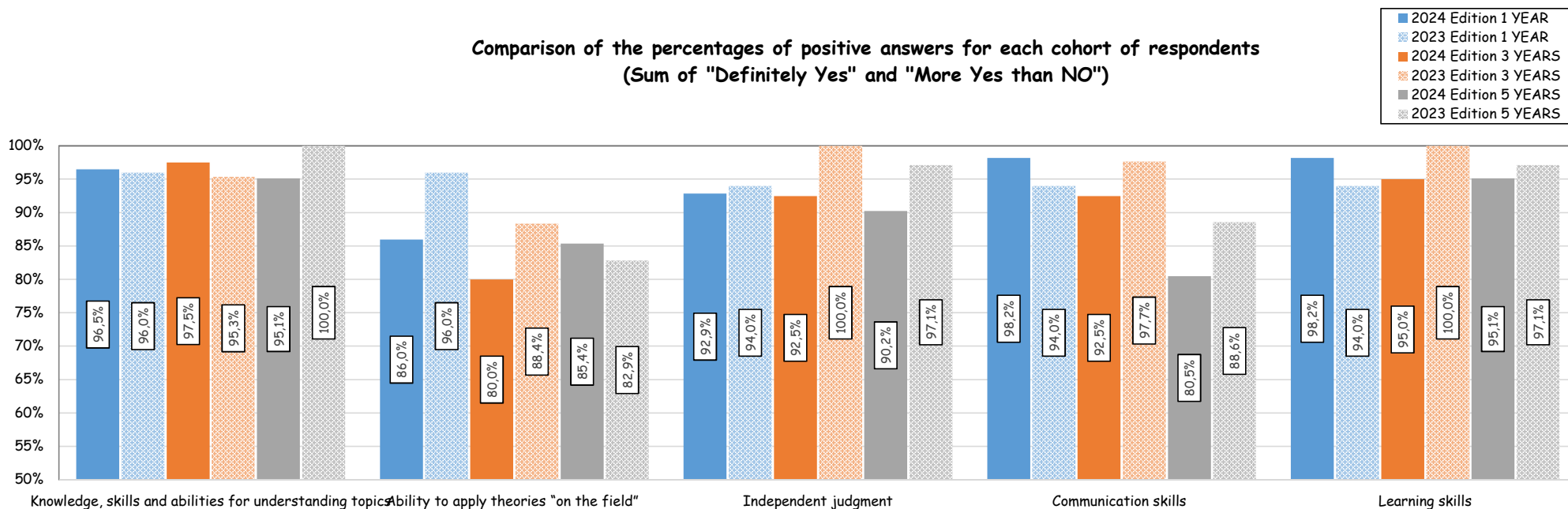
Survey on graduates satisfaction at 1, 3, 5 years after graduation - 2024 Edition

Economia e legislazione per l'impresa

2) Level of satisfaction regarding the education received for:

Item	Answers		Definitely yes		More yes than no		More no than yes		Definitely no		Total		n.r.
	a.v.	%	a.v.	%	a.v.	%	a.v.	%	a.v.	%	a.v.	%	
A - Knowledge, skills and abilities for understanding topics analyzed during your study program	87	63,0	46	33,3	4	2,9	1	0,7	138	100,0	15		
B - Ability to apply theories learned during your studies "on the field"	46	33,3	70	50,7	19	13,8	3	2,2	138	100,0	15		
C - Independent judgment (in the area of issues analyzed during your study program, ability to form your own opinion and, if necessary, make independent decisions)	68	49,6	58	42,3	10	7,3	1	0,7	137	100,0	16		
D - Communication skills (both written and oral) on topics related to the program attended .	55	40,1	70	51,1	12	8,8	0	0,0	137	100,0	16		
E - Learning skills (or skills for acquiring new information and expertise by using a good study method or planning skills, etc.)	96	70,1	36	26,3	4	2,9	1	0,7	137	100,0	16		

**Comparison of the percentages of positive answers for each cohort of respondents
(Sum of "Definitely Yes" and "More Yes than NO")**

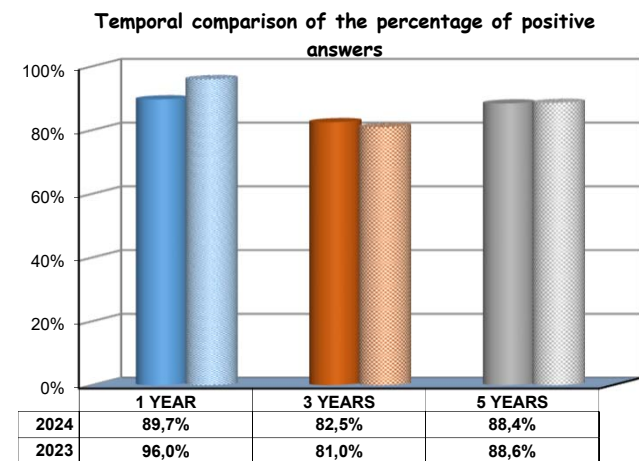


Survey on graduates satisfaction at 1, 3, 5 years after graduation - 2024 Edition

Economia e legislazione per l'impresa

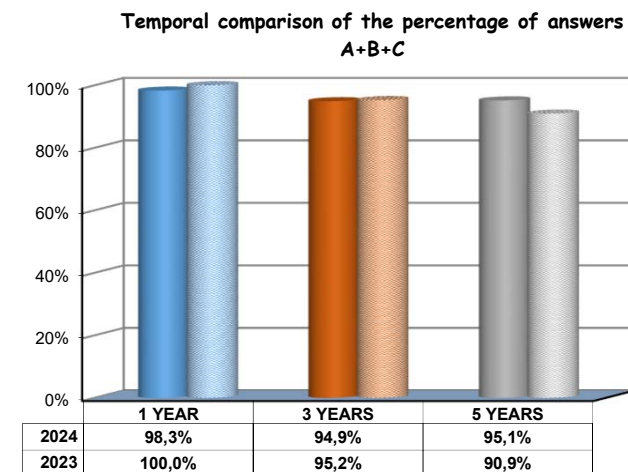
3) Do you think that your current job is consistent with your studies?

	Years after graduation							
	1		3		5		Total	
	a.v.	%	a.v.	%	a.v.	%	a.v.	%
YES	52	89,7%	33	82,5%	38	88,4%	123	87,2%
NO	6	10,3%	7	17,5%	5	11,6%	18	12,8%
Total answers	58	100%	40	100%	43	100%	141	100%
NR	6		5		1		12	



4. Is your degree useful in your work?

	Years after graduation							
	1		3		5		Totale	
	a.v.	%	a.v.	%	a.v.	%	a.v.	%
A - Yes, it's a requirement by law	23	39,7%	16	41,0%	17	41,5%	56	40,6%
B - It's not required by law, but it is necessary	22	37,9%	12	30,8%	16	39,0%	50	36,2%
C - It's not required by law, but it's useful	12	20,7%	9	23,1%	6	14,6%	27	19,6%
D - It's not required by law and it's not useful in other ways	1	1,7%	2	5,1%	2	4,9%	5	3,6%
Total answers	58	100%	39	100%	41	100%	138	100%
NR	6		6		3		15	



Survey on graduates satisfaction at 1, 3, 5 years after graduation - 2024 Edition

Economia e legislazione per l'impresa

5) Do you use the knowledge, skills and abilities acquired at University?

	Years after graduation							
	1		3		5		Totale	
	a.v.	%	a.v.	%	a.v.	%	a.v.	%
A - Definitely yes	35	60,3%	19	47,5%	22	50,0%	76	53,5%
B - More yes than no	17	29,3%	13	32,5%	18	40,9%	48	33,8%
C - More no than yes	6	10,3%	6	15,0%	4	9,1%	16	11,3%
D - Definitely no	0	0,0%	2	5,0%	0	0,0%	2	1,4%
Total answers	58	100%	40	100%	44	100%	142	100%
NR	6		5		0		11	

6) If you completed an internship during your study program, did the experience facilitate placement in the job market?*

	2024 Edition		2023 Edition	
	a.v.	%	a.v.	%
A - Definitely yes	38	66,7%	52	52,0%
B - More yes than no	13	22,8%	26	26,0%
C - More no than yes	5	8,8%	8	8,0%
D - Definitely no	1	1,8%	6	6,0%
E - I did not complete an internship during my study program	0	0,0%	8	8,0%
Total answers	57	100%	100	100%
NR	7			

7) If you studied abroad, did the experience facilitate placement in the job market?*

	2024 Edition		2023 Edition	
	a.v.	%	a.v.	%
A - Definitely yes	13	23,2%	16	16,0%
B - More yes than no	14	25,0%	8	8,0%
C - More no than yes	2	3,6%	4	4,0%
D - Definitely no	2	3,6%	2	2,0%
E - I did not study abroad	25	44,6%	70	70,0%
Total answers	56	100%	100	100%
NR	8			

(*): The percentages shown in the histograms are calculated excluding the students who declared not to have carried out this activity.

Temporal comparison of the percentages of positive answers (Sum of "Definitely Yes" and "More Yes than NO")

