

**SURVEY ON GRADUATES SATISFACTION AT 1, 3, 5
YEARS AFTER GRADUATION - 2024 EDITION**

**BACHELOR IN
INTERNATIONAL ECONOMICS AND MANAGEMENT**

INTRODUCTION

This statistical report summarizes the opinions expressed by graduates in response to satisfaction surveys carried out 1, 3 and 5 years after graduation.

The data reported refer to graduates who completed the Degree Program in the years 2022, 2020 and 2018, respectively, and who did not continue their studies at Bocconi.

In particular, the opinions gathered concern:

- satisfaction with the Program and the set of knowledge and skills acquired at the end of it;
- the perception of the usefulness of the Program for the performance of one's job;
- impressions of the contribution provided by internship and study experiences abroad (if applicable) for the job placement.

Survey on graduates satisfaction at 1, 3, 5 years after graduation - 2024 Edition
(reference cohorts: 1 year - year 2022, 3 years - year 2020, 5 years - year 2018)

International Economics and Management

General info about the respondents

1) Respondents distribution

	2024 Edition				2023 Edition	
	Respondents		Graduates	% Redemption*		
	a.v.	%	a.v.	%		
1 year	139	43,2%	253	54,9%		
3 years	96	29,8%	276	34,8%		
5 years	87	27,0%	259	33,6%		
Total answers	322	100%	788	40,9%		

2) Are you continuing your studies in another University?

	1 year survey			3 years survey			5 years survey			Total	
	2024 edition		2023 edition	2024 edition		2023 edition	2024 edition		2023 edition	a.v.	%
	a.v.	%	%	a.v.	%	%	a.v.	%			
A - YES, a program lasting less than 9 months	2	1,4%	4,3%	2	2,1%	2,3%	1	1,1%	1,5%	5	1,6%
B - YES, a program lasting 9 months or more	97	69,8%	59,3%	74	77,1%	70,1%	72	82,8%	75,0%	243	75,5%
C - No	40	28,8%	36,4%	20	20,8%	27,6%	14	16,1%	23,5%	74	23,0%
Total answers	139	100%	100%	96	100%	100%	87	100%	100%	322	100%

(In case of answer B to question 2)

3) What kind of Program are you attending?

	1 year survey			3 years survey			5 years survey			Total	
	2024 edition		2023 edition	2024 edition		2023 edition	2024 edition		2023 edition	a.v.	%
	a.v.	%	%	a.v.	%	%	a.v.	%			
PhD	0	0,0%	0,0%	0	0,0%	0,0%	1	1,4%	0,0%	1	0,4%
Master of Science	89	91,8%	89,2%	0	0,0%	78,7%	66	91,7%	76,5%	155	63,8%
Bachelor of Science	2	2,1%	0,0%	71	95,9%	1,6%	0	0,0%	5,9%	73	30,0%
Specialized Master	6	6,2%	10,8%	1	1,4%	18,0%	3	4,2%	13,7%	10	4,1%
Professional Specialist Program	0	0,0%	0,0%	2	2,7%	0,0%	2	2,8%	2,0%	4	1,6%
Other	0	0,0%	0,0%	0	0,0%	1,6%	0	0,0%	2,0%	0	0,0%
Total answers	97	100%	100%	74	100%	100%	72	100%	100%	243	100%

(*): Only graduates who have not continued their studies at Bocconi are considered.

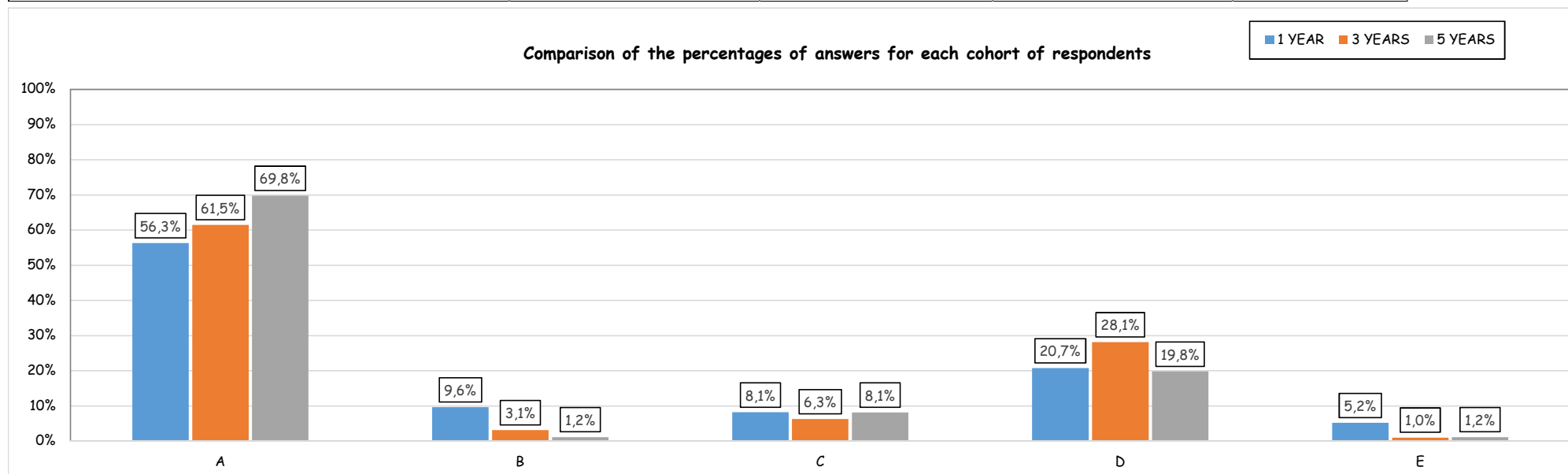
Survey on graduates satisfaction at 1, 3, 5 years after graduation - 2024 Edition

International Economics and Management

Evaluation results

1) If you could go back, would you enroll in university again?

	1 year survey			3 years survey			5 years survey			Total	
	2024 edition		2023 edition	2024 edition		2023 edition	2024 edition		2023 edition	a.v.	%
	a.v.	%	%	a.v.	%	%	a.v.	%	%		
A - YES, in the same program and at the same university	76	56,3%	60,1%	59	61,5%	70,9%	60	69,8%	76,1%	195	61,5%
B - YES, but in a different program at the same university	13	9,6%	7,2%	3	3,1%	4,7%	1	1,2%	1,5%	17	5,4%
C - YES, in the same program but at a different university	11	8,1%	8,0%	6	6,3%	3,5%	7	8,1%	3,0%	24	7,6%
D - YES, but in a different program at a different university	28	20,7%	22,5%	27	28,1%	19,8%	17	19,8%	16,4%	72	22,7%
E - NO, I would not enroll in university	7	5,2%	2,2%	1	1,0%	1,2%	1	1,2%	3,0%	9	2,8%
Total answers	135	100%	100%	96	100%	100%	86	100%	100%	317	100%
NR	4			0			1			5	

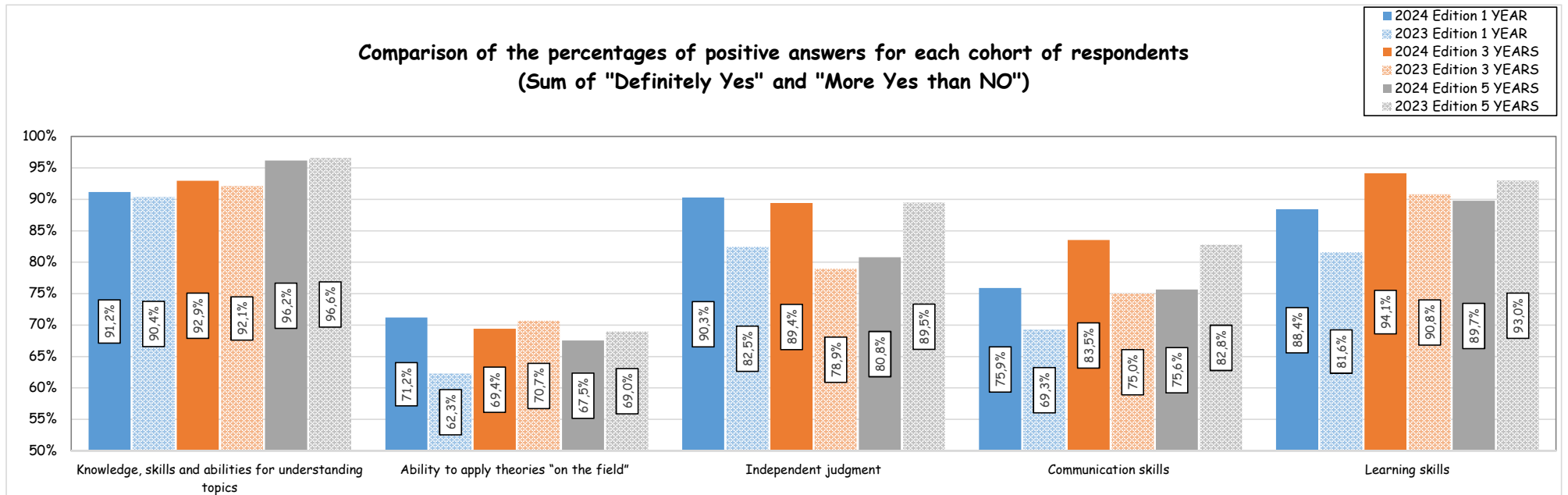


Survey on graduates satisfaction at 1, 3, 5 years after graduation - 2024 Edition

International Economics and Management

2) Level of satisfaction regarding the education received for:

Item	Answers		Definitely yes		More yes than no		More no than yes		Definitely no		Total		n.r.
	a.v.	%	a.v.	%	a.v.	%	a.v.	%	a.v.	%	a.v.	%	a.v.
A - Knowledge, skills and abilities for understanding topics analyzed during your study program	165	59,8	92	33,3	15	5,4	4	1,4	276	100,0	46		
B - Ability to apply theories learned during your studies "on the field"	71	26,0	119	43,6	67	24,5	16	5,9	273	100,0	49		
C - Independent judgment (in the area of issues analyzed during your study program, ability to form your own opinion and, if necessary, make independent decisions)	165	59,8	76	27,5	27	9,8	8	2,9	276	100,0	46		
D - Communication skills (both written and oral) on topics related to the program attended .	123	44,7	92	33,5	47	17,1	13	4,7	275	100,0	47		
E - Learning skills (or skills for acquiring new information and expertise by using a good study method or planning skills, etc.)	167	60,7	82	29,8	21	7,6	5	1,8	275	100,0	47		



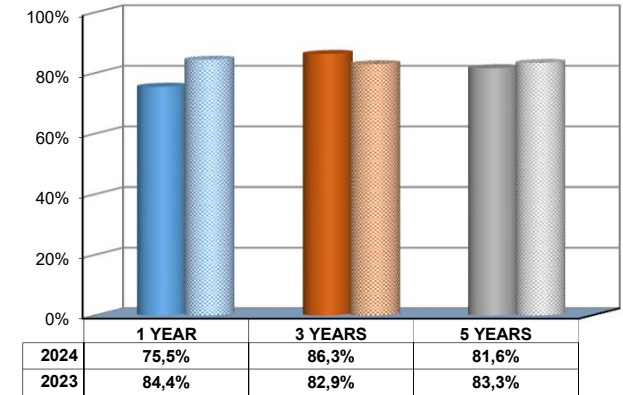
Survey on graduates satisfaction at 1, 3, 5 years after graduation - 2024 Edition

International Economics and Management

3) Do you think that your current job is consistent with your studies?

	Years after graduation							
	1		3		5		Total	
	a.v.	%	a.v.	%	a.v.	%	a.v.	%
YES	40	75,5%	63	86,3%	62	81,6%	165	81,7%
NO	13	24,5%	10	13,7%	14	18,4%	37	18,3%
Total answers	53	100%	73	100%	76	100%	202	100%
NR	86		23		11		120	

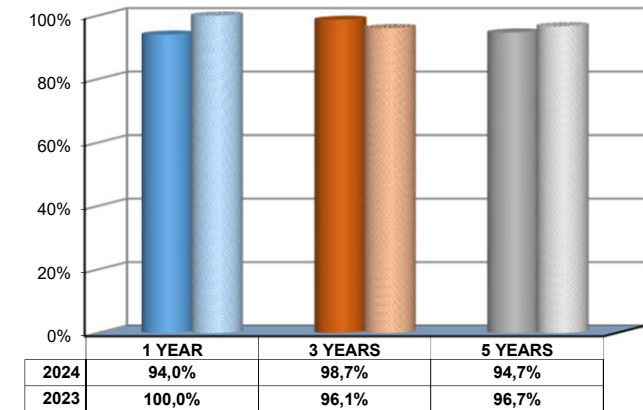
Temporal comparison of the percentages of positive answers



4. Is your degree useful in your work?

	Years after graduation							
	1		3		5		Totale	
	a.v.	%	a.v.	%	a.v.	%	a.v.	%
A - Yes, it's a requirement by law	9	18,0%	18	24,0%	16	21,3%	43	21,5%
B - It's not required by law, but it is necessary	13	26,0%	28	37,3%	28	37,3%	69	34,5%
C - It's not required by law, but it's useful	25	50,0%	28	37,3%	27	36,0%	80	40,0%
D - It's not required by law and it's not useful in other ways	3	6,0%	1	1,3%	4	5,3%	8	4,0%
Total answers	50	100%	75	100%	75	100%	200	100%
NR	89		21		12		122	

Temporal comparison of the percentage of answers A+B+C



Survey on graduates satisfaction at 1, 3, 5 years after graduation - 2024 Edition

International Economics and Management

5) Do you use the knowledge, skills and abilities acquired at University?

	Years after graduation							
	1		3		5		Totale	
	a.v.	%	a.v.	%	a.v.	%	a.v.	%
A - Definitely yes	16	32,7%	32	42,1%	29	37,2%	77	37,9%
B - More yes than no	20	40,8%	34	44,7%	36	46,2%	90	44,3%
C - More no than yes	9	18,4%	10	13,2%	12	15,4%	31	15,3%
D - Definitely no	4	8,2%	0	0,0%	1	1,3%	5	2,5%
Total answers	49	100%	76	100%	78	100%	203	100%
NR	90		20		9		119	

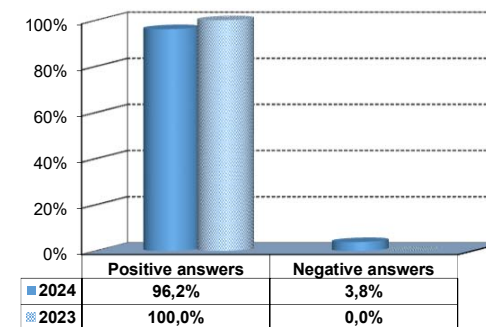
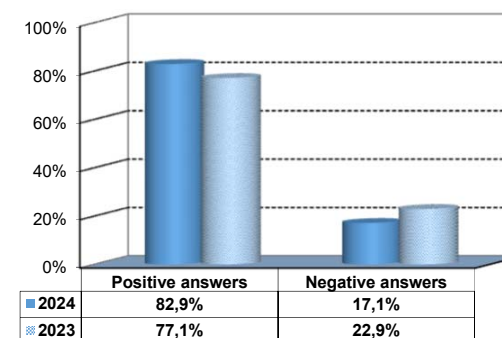
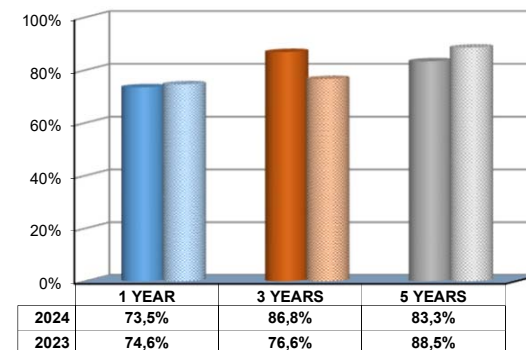
6) If you completed an internship during your study program, did the experience facilitate placement in the job market?*

	2024 Edition		2023 Edition
	a.v.	%	%
A - Definitely yes	19	39,6%	35,9%
B - More yes than no	10	20,8%	21,9%
C - More no than yes	2	4,2%	7,8%
D - Definitely no	4	8,3%	9,4%
E - I did not complete an internship during my study program	13	27,1%	25,0%
Total answers	48	100%	100%
NR	91		

7) If you studied abroad, did the experience facilitate placement in the job market?*

	2024 Edition		2023 Edition
	v.a.	%	%
A - Definitely yes	19	41,3%	37,5%
B - More yes than no	6	13,0%	12,5%
C - More no than yes	0	0,0%	0,0%
D - Definitely no	1	2,2%	0,0%
E - I did not study abroad	20	43,5%	50,0%
Total answers	46	100%	100%
NR	93		

Temporal comparison of the percentages of positive answers (Sum of "Definitely Yes" and "More Yes than NO")



(*): Question submitted only to graduates one year after graduation. The percentages shown in the histograms are calculated excluding the students who declared not to have carried out this activity.