

SURVEY ON GRADUATES SATISFACTION AT 1, 3, 5 YEARS AFTER GRADUATION - 2024 EDITION

BACHELOR IN INTERNATIONAL ECONOMICS AND FINANCE

INTRODUCTION

This statistical report summarizes the opinions expressed by graduates in response to satisfaction surveys carried out 1, 3 and 5 years after graduation.

The data reported refer to graduates who completed the Degree Program in the years 2022, 2020 and 2018, respectively, and who did not continue their studies at Bocconi.

In particular, the opinions gathered concern:

- satisfaction with the Program and the set of knowledge and skills acquired at the end of it;
- the perception of the usefulness of the Program for the performance of one's job;
- impressions of the contribution provided by internship and study experiences abroad (if applicable) for the job placement.

Survey on graduates satisfaction at 1, 3, 5 years after graduation - 2024 Edition
(reference cohorts: 1 year - year 2022, 3 years - year 2020, 5 years - year 2018)

International Economics and Finance

General info about the respondents

1) Respondents distribution

	2024 Edition				2023 Edition	
	Respondents		Graduates	% Redemption*		
	a.v.	%	a.v.	%		
1 year	79	42,0%	143	55,2%		
3 years	57	30,3%	140	40,7%		
5 years	52	27,7%	134	38,8%		
Total answers	188	100%	417	45,1%		

2) Are you continuing your studies in another University?

	1 year survey			3 years survey			5 years survey			Total	
	2024 edition		2023 edition	2024 edition		2023 edition	2024 edition		2023 edition	a.v.	%
	a.v.	%	%	a.v.	%	%	a.v.	%	%		
A - YES, a program lasting less than 9 months	1	1,3%	1,1%	1	1,8%	0,0%	1	1,9%	0,0%	3	1,6%
B - YES, a program lasting 9 months or more	49	62,0%	69,0%	41	71,9%	78,7%	39	75,0%	82,4%	129	68,6%
C - No	29	36,7%	29,9%	15	26,3%	21,3%	12	23,1%	17,6%	56	29,8%
Total answers	79	100%	100%	57	100%	100%	52	100%	100%	188	100%

(In case of answer B to question 2)

3) What kind of Program are you attending?

	1 year survey			3 years survey			5 years survey			Total	
	2024 edition		2023 edition	2024 edition		2023 edition	2024 edition		2023 edition	a.v.	%
	a.v.	%	%	a.v.	%	%	a.v.	%	%		
PhD	0	0,0%	0,0%	0	0,0%	0,0%	3	7,7%	0,0%	3	2,3%
Master of Science	45	91,8%	83,3%	0	0,0%	91,9%	36	92,3%	78,6%	81	62,8%
Bachelor of Science	0	0,0%	0,0%	37	90,2%	0,0%	0	0,0%	0,0%	37	28,7%
Specialized Master	4	8,2%	16,7%	1	2,4%	8,1%	0	0,0%	21,4%	5	3,9%
Professional Specialist Program	0	0,0%	0,0%	3	7,3%	0,0%	0	0,0%	0,0%	3	2,3%
Other	0	0,0%	0,0%	0	0,0%	0,0%	0	0,0%	0,0%	0	0,0%
Total answers	49	100%	100%	41	100%	100%	39	100%	100%	129	100%

(*): Only graduates who have not continued their studies at Bocconi are considered.

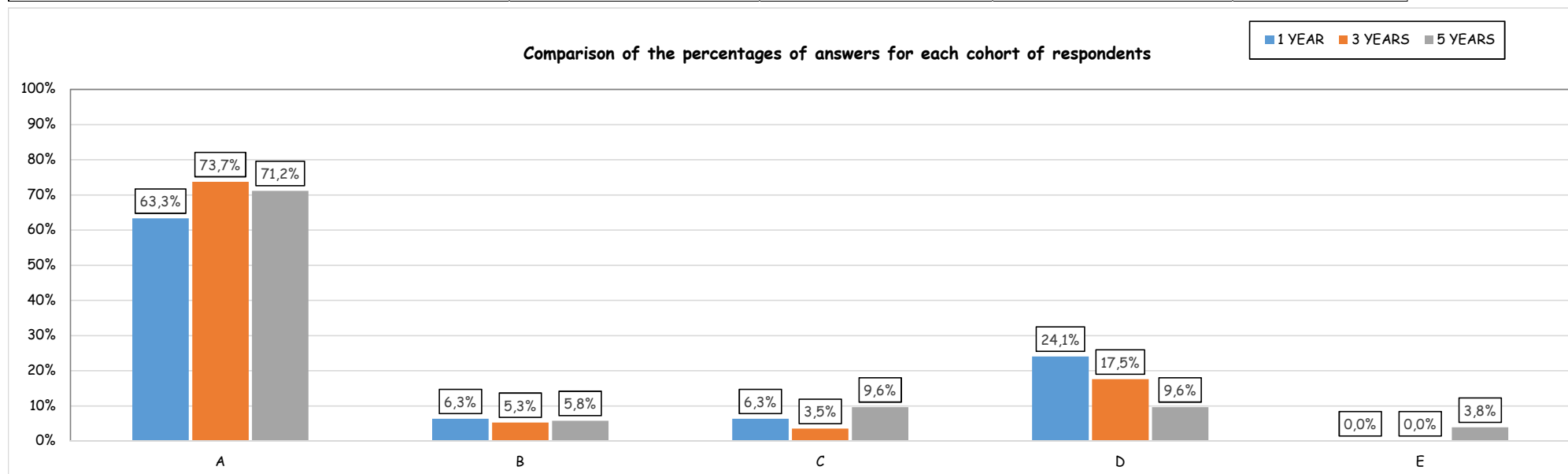
Survey on graduates satisfaction at 1, 3, 5 years after graduation - 2024 Edition

International Economics and Finance

Evolution results

1) If you could go back, would you enroll in university again?

	1 year survey			3 years survey			5 years survey			Total	
	2024 edition		2023 edition	2024 edition		2023 edition	2024 edition		2023 edition	a.v.	%
	a.v.	%	%	a.v.	%	%	a.v.	%	%		
A - YES, in the same program and at the same university	50	63,3%	69,8%	42	73,7%	80,0%	37	71,2%	76,5%	129	68,6%
B - YES, but in a different program at the same university	5	6,3%	2,3%	3	5,3%	0,0%	3	5,8%	0,0%	11	5,9%
C - YES, in the same program but at a different university	5	6,3%	7,0%	2	3,5%	2,2%	5	9,6%	8,8%	12	6,4%
D - YES, but in a different program at a different university	19	24,1%	16,3%	10	17,5%	15,6%	5	9,6%	11,8%	34	18,1%
E - NO, I would not enroll in university	0	0,0%	4,7%	0	0,0%	2,2%	2	3,8%	2,9%	2	1,1%
Total answers	79	100%	100%	57	100%	100%	52	100%	100%	188	100%
NR	0			0			0			0	

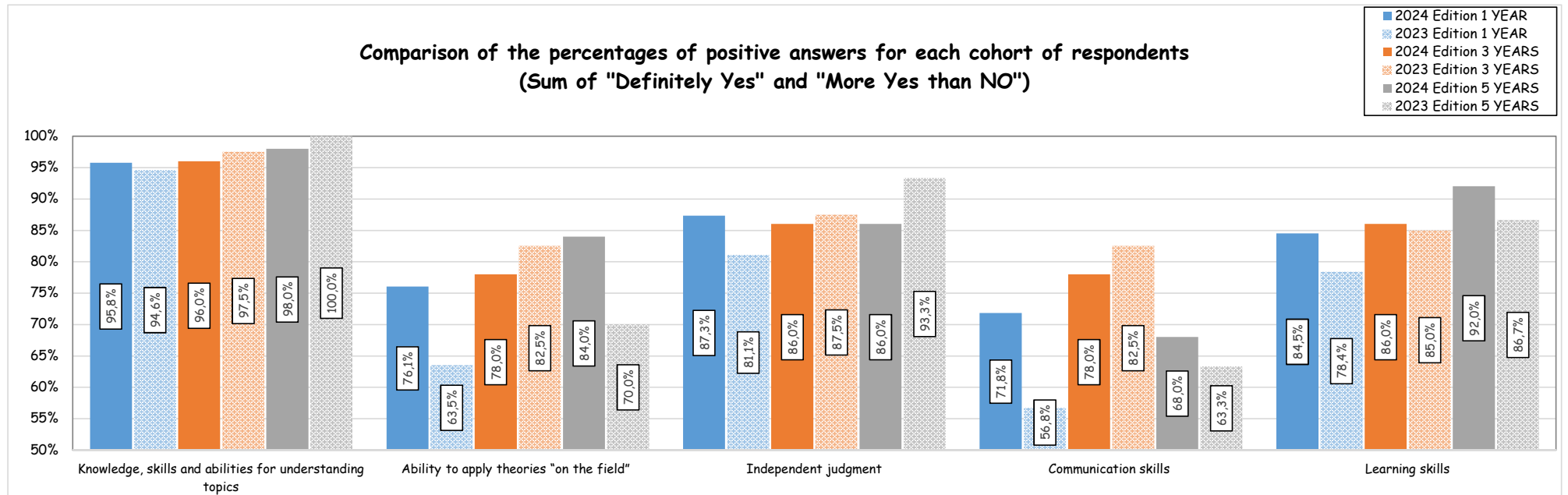


Survey on graduates satisfaction at 1, 3, 5 years after graduation - 2024 Edition

International Economics and Finance

2) Level of satisfaction regarding the education received for:

Item	Answers		Definitely yes		More yes than no		More no than yes		Definitely no		Total		n.r.
	a.v.	%	a.v.	%	a.v.	%	a.v.	%	a.v.	%	a.v.	%	a.v.
A - Knowledge, skills and abilities for understanding topics analyzed during your study program	124	72,5	41	24,0	6	3,5	0	0,0	171	100,0			17
B - Ability to apply theories learned during your studies "on the field"	63	36,8	72	42,1	28	16,4	8	4,7	171	100,0			17
C - Independent judgment (in the area of issues analyzed during your study program, ability to form your own opinion and, if necessary, make independent decisions)	89	52,0	59	34,5	20	11,7	3	1,8	171	100,0			17
D - Communication skills (both written and oral) on topics related to the program attended .	56	32,7	68	39,8	42	24,6	5	2,9	171	100,0			17
E - Learning skills (or skills for acquiring new information and expertise by using a good study method or planning skills, etc.)	106	62,0	43	25,1	16	9,4	6	3,5	171	100,0			17



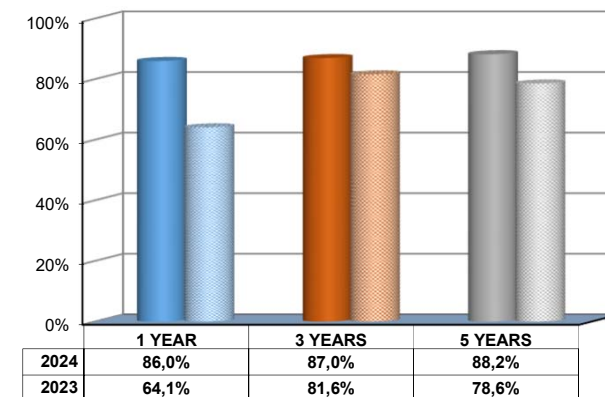
Survey on graduates satisfaction at 1, 3, 5 years after graduation - 2024 Edition

International Economics and Finance

3) Do you think that your current job is consistent with your studies?

	Years after graduation							
	1		3		5		Total	
	a.v.	%	a.v.	%	a.v.	%	a.v.	%
YES	43	86,0%	40	87,0%	45	88,2%	128	87,1%
NO	7	14,0%	6	13,0%	6	11,8%	19	12,9%
Total answers	50	100%	46	100%	51	100%	147	100%
NR	29		11		1		41	

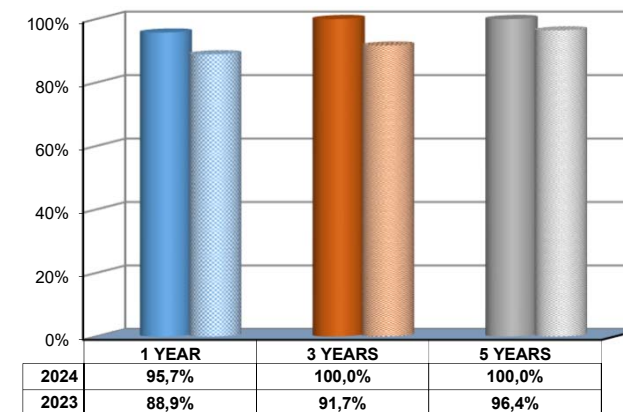
Temporal comparison of the percentages of positive answers



4. Is your degree useful in your work?

	Years after graduation							
	1		3		5		Totale	
	a.v.	%	a.v.	%	a.v.	%	a.v.	%
A - Yes, it's a requirement by law	6	12,8%	7	14,9%	13	25,5%	26	17,9%
B - It's not required by law, but it is necessary	20	42,6%	21	44,7%	22	43,1%	63	43,4%
C - It's not required by law, but it's useful	19	40,4%	19	40,4%	16	31,4%	54	37,2%
D - It's not required by law and it's not useful in other ways	2	4,3%	0	0,0%	0	0,0%	2	1,4%
Total answers	47	100%	47	100%	51	100%	145	100%
NR	32		10		1		43	

Temporal comparison of the percentage of answers A+B+C



Survey on graduates satisfaction at 1, 3, 5 years after graduation - 2024 Edition

International Economics and Finance

5) Do you use the knowledge, skills and abilities acquired at University?

	Years after graduation							
	1		3		5		Totale	
	a.v.	%	a.v.	%	a.v.	%	a.v.	%
A - Definitely yes	21	42,9%	25	52,1%	28	54,9%	74	50,0%
B - More yes than no	26	53,1%	17	35,4%	16	31,4%	59	39,9%
C - More no than yes	2	4,1%	6	12,5%	6	11,8%	14	9,5%
D - Definitely no	0	0,0%	0	0,0%	1	2,0%	1	0,7%
Total answers	49	100%	48	100%	51	100%	148	100%
NR	30		9		1		40	

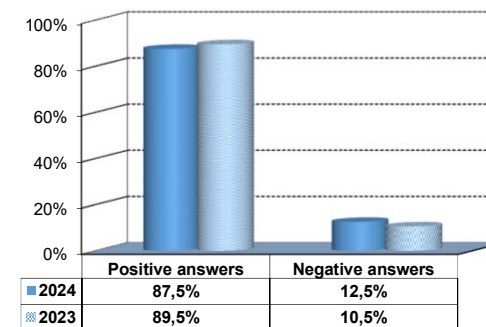
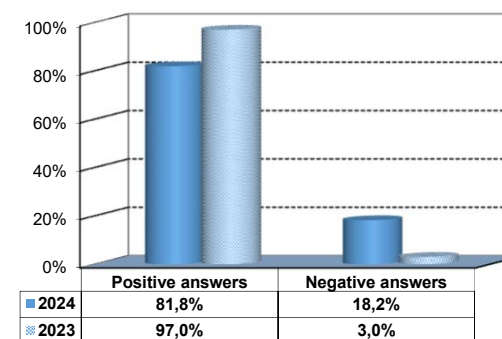
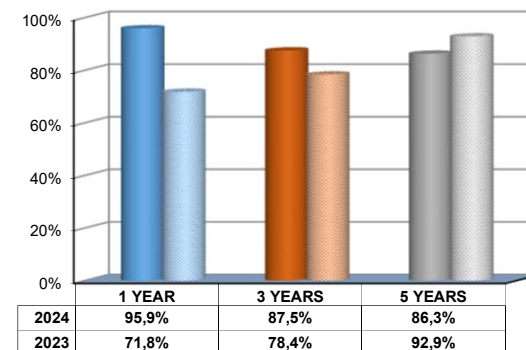
6) If you completed an internship during your study program, did the experience facilitate placement in the job market?*

	2024 Edition		2023 Edition
	a.v.	%	%
A - Definitely yes	21	44,7%	43,9%
B - More yes than no	6	12,8%	34,1%
C - More no than yes	5	10,6%	2,4%
D - Definitely no	1	2,1%	0,0%
E - I did not complete an internship during my study program	14	29,8%	19,5%
Total answers	47	100%	100%
NR	32		

7) If you studied abroad, did the experience facilitate placement in the job market?*

	2024 Edition		2023 Edition
	v.a.	%	%
A - Definitely yes	10	22,2%	24,4%
B - More yes than no	11	24,4%	17,1%
C - More no than yes	3	6,7%	2,4%
D - Definitely no	0	0,0%	2,4%
E - I did not study abroad	21	46,7%	53,7%
Total answers	45	100%	100%
NR	34		

Temporal comparison of the percentages of positive answers (Sum of "Definitely Yes" and "More Yes than NO")



(*): Question submitted only to graduates one year after graduation. The percentages shown in the histograms are calculated excluding the students who declared not to have carried out this activity.