

EVALUATION OF THE DEGREE PROGRAM AND THE UNIVERSITY EXPERIENCE

MASTER OF SCIENCE IN
FINANZA - FINANCE
a.y. 2022-2023

SURVEY PERIOD: JULY 2023 - APRIL 2024

N° QUESTIONNAIRES PROCESSED: 224

N° OF GRADUATE STUDENTS: 243

RESPONSE RATE: 92,6%



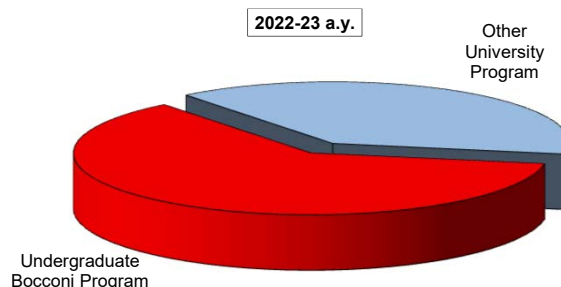
EVALUATION OF UNIVERSITY EXPERIENCE

Finanza- Finance

General information

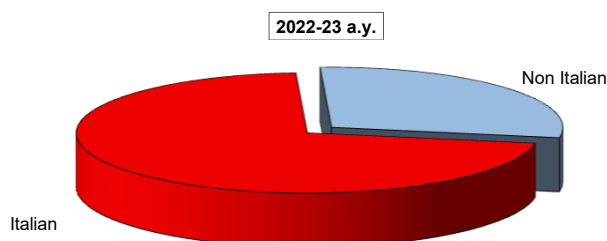
Undergraduate Career

Answers	a. v.	%	
		2022-23	2021-22
Undergraduate Bocconi Program	138	61,6	55,4
Other University Program	86	38,4	44,6
Total	224	100,0	100,0
NA	0		



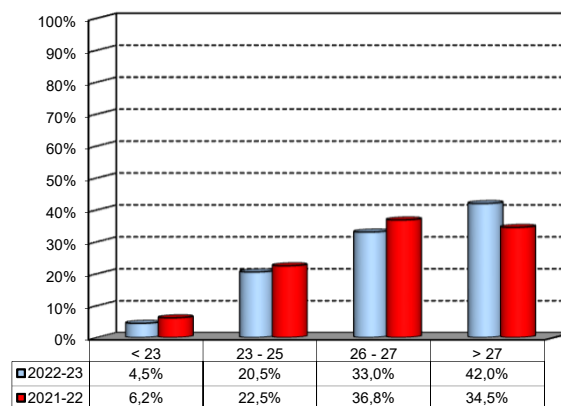
Nationality

Answers	a. v.	%	
		2022-23	2021-22
Italian	160	71,4%	69,4%
Non Italian	64	28,6%	30,6%
Total	224	100%	100%
NA	10		



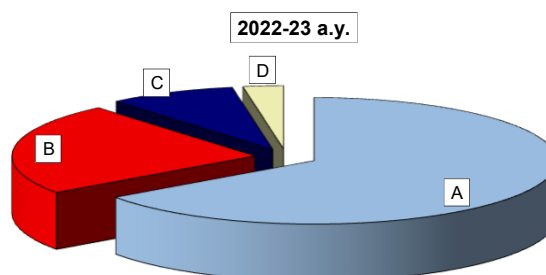
Average mark of the exams passed: (approximate average expressed in 30/30)

Answers	a. v.	%
meno di 23	10	4,5%
23-25	46	20,5%
26-27	74	33,0%
maggiore di 27	94	42,0%
Total	224	100%
NA	0	



How many of the courses included in your curriculum did you attend regularly?

Answers	a. v.	%	
		2022-23	2021-22
A - More than 75%	146	65,2	63,4
B - Between 50 and 75%	53	23,7	25,7
C - Between 25 and 50%	19	8,5	5,1
D - Less than 25%	6	2,7	5,8
Total	224	100,0	100,0
NA	0		

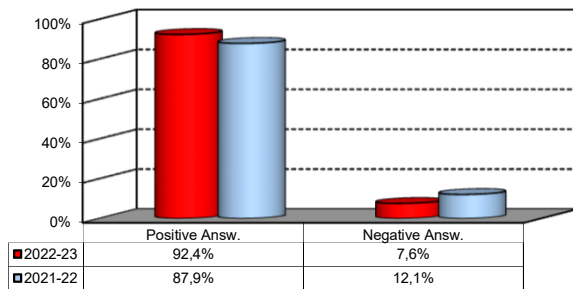


Study Experience

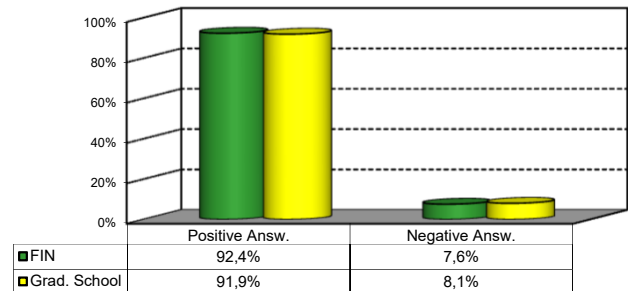
1) On the whole, do you think that the MSc program you attended at Bocconi enabled in-depth study of topics in both a theoretical and a practical sense?

Answers	Italian		Non Italian		Total	
	a.v.	%	a.v.	%	a.v.	%
A - Definitely YES	85	53,5%	32	50,0%	117	52,5%
B - More YES than NO	61	38,4%	28	43,8%	89	39,9%
C - More NO than YES	12	7,5%	4	6,3%	16	7,2%
D - Definitely NO	1	0,6%	0	0,0%	1	0,4%
Total	159	100%	64	100%	223	100%
NA	1		0			

Over time comparison



Comparison with the overall School data

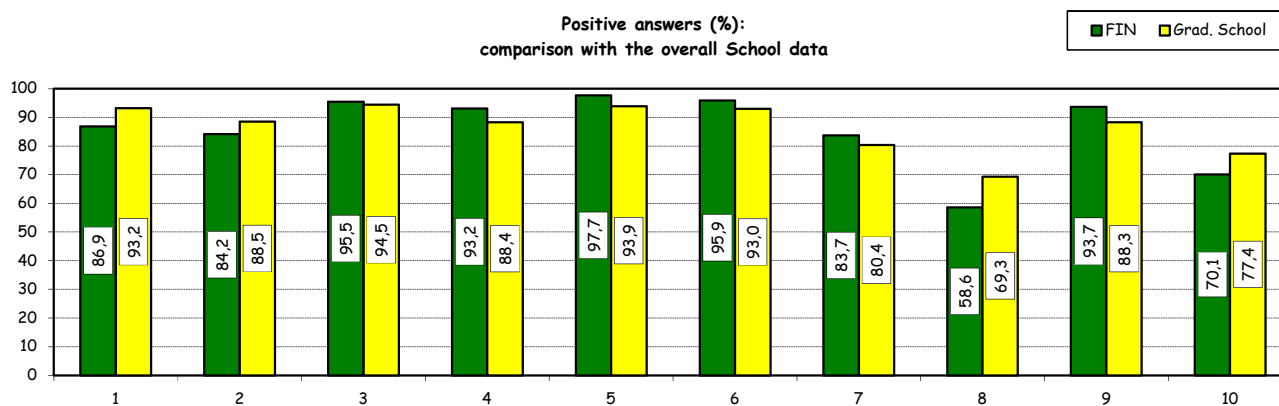


Study Experience

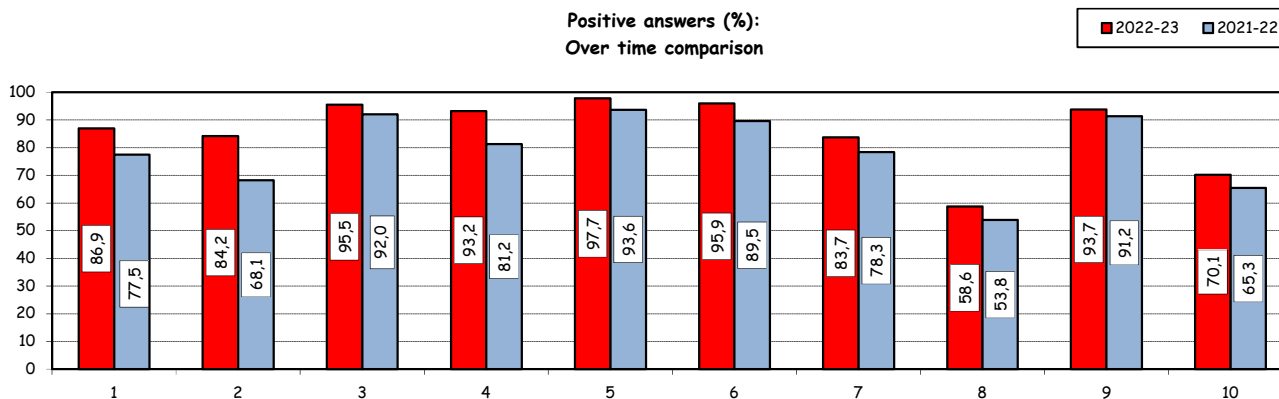
2) Do you think that your course of study at Bocconi has contributed to the development of the following skills?

Soft Skill	Item	Definitely YES		More YES than NO		More NO than YES		Definitely NO		Total		n.a.
		a.v.	%	a.v.	%	a.v.	%	a.v.	%	a.v.	%	a.v.
1	Ability to work in team	99	44,8	93	42,1	27	12,2	2	0,9	221	100,0	3
2	Interpersonal skills	90	40,7	96	43,4	32	14,5	3	1,4	221	100,0	3
3	Organizational skills	141	64,1	69	31,4	9	4,1	1	0,5	220	100,0	4
4	Critical thinking skills	115	52,3	90	40,9	11	5,0	4	1,8	220	100,0	4
5	Ability to analyze and select information	141	63,8	75	33,9	4	1,8	1	0,5	221	100,0	3
6	Problem-solving ability	136	61,5	76	34,4	7	3,2	2	0,9	221	100,0	3
7	Written communication skills	80	36,2	105	47,5	30	13,6	6	2,7	221	100,0	3
8	Verbal communication skills	55	25,0	74	33,6	73	33,2	18	8,2	220	100,0	4
9	Ability to cope with stress	151	68,3	56	25,3	10	4,5	4	1,8	221	100,0	3
10	Entrepreneurial spirit	75	33,9	80	36,2	53	24,0	13	5,9	221	100,0	3

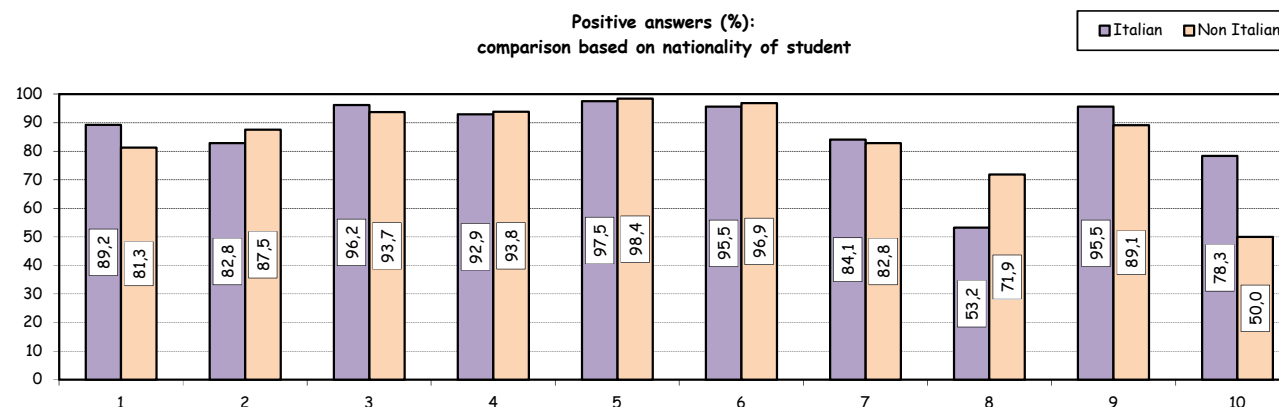
Positive answers (%):
comparison with the overall School data



Positive answers (%):
Over time comparison



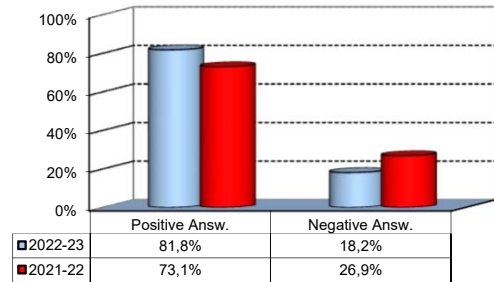
Positive answers (%):
comparison based on nationality of student



Study Experience

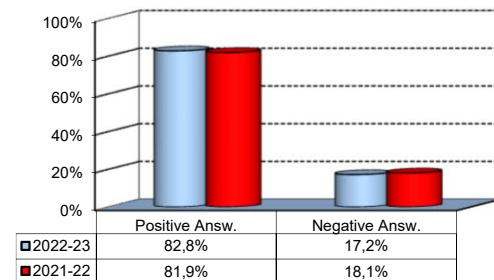
3) Do you think that teaching activities in the MSc program were structured in an active manner (frequent use of teamwork, case studies, assignments, etc.)?

Answers	a.v.	%
A - Definitely YES	83	37,7%
B - More YES than NO	97	44,1%
C - More NO than YES	36	16,4%
D - Definitely NO	4	1,8%
Total	220	100%
NA	4	



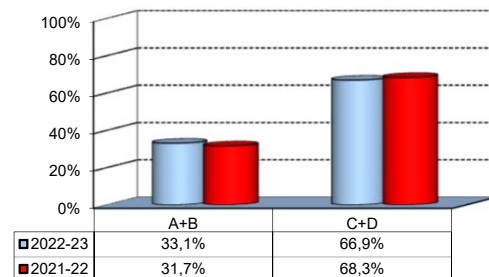
4) Do you think that the courses in your curriculum were adequately coordinated with each other?

Answers	a.v.	%
A - Definitely YES	74	33,5%
B - More YES than NO	109	49,3%
C - More NO than YES	30	13,6%
D - Definitely NO	8	3,6%
Total	221	100%
NA	3	



5) During the MSc program, did you notice any unnecessary overlaps or repetitions of subjects and content with what you studied during your undergraduate program?

Answers	a.v.	%
A-Very often	14	10,3%
B-Often	31	22,8%
C-Hardly ever	66	48,5%
D-Never	25	18,4%
Total	136	100%
NA	88	



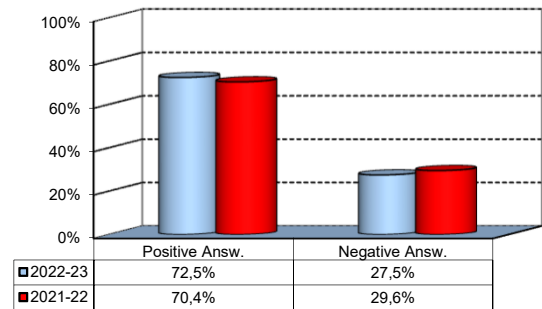
Please select the course or courses in the MSc program in which you encountered overlaps or unnecessary repetitions (multiple answers admitted)

Course	a.v.	%
FINANZA AZIENDALE (Introduzione alle valutazioni) - FINANZA AZIENDALE	27	25,2%
FINANCIAL REPORTING AND ANALYSIS - BILANCIO	16	15,0%
FINANCIAL REPORTING AND ANALYSIS - BILANCIO - MODULO 2	11	10,3%
QUANTITATIVE FINANCE AND DERIVATIVES - MODULE 1 - METODI QUANTITATIVI PER LA FINANZA	8	7,5%
Other	45	42,1%
TOTAL	107	100,0%

Study Experience

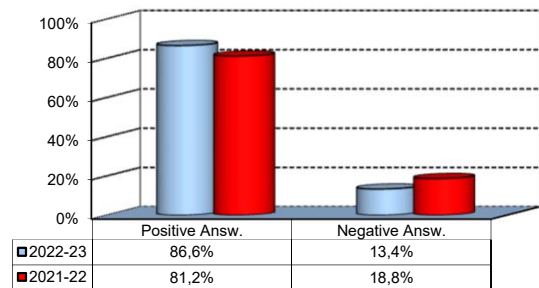
6) Do you think that the overall study load was compatible with the length of the program?

Answers	a.v.	%
A - Definitely YES	50	22,9%
B - More YES than NO	108	49,5%
C - More NO than YES	45	20,6%
D - Definitely NO	15	6,9%
Total	218	100%
NA	6	



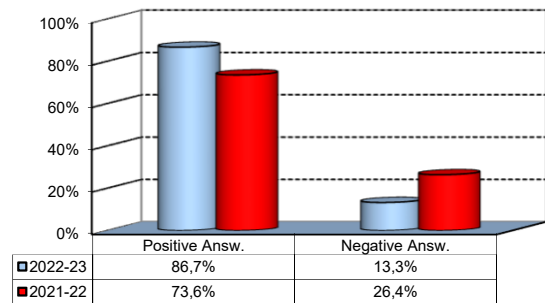
7) Was the coordination of the study program appropriately managed by the Program Director?

Answers	a.v.	%
A - Definitely YES	68	31,5%
B - More YES than NO	119	55,1%
C - More NO than YES	24	11,1%
D - Definitely NO	5	2,3%
Total	216	100%
NA	8	



8) On the whole, were the classroom climate and relationships with your classmates positive and able to enrich your personal experience?

Answers	a.v.	%
A - Definitely YES	92	42,2%
B - More YES than NO	97	44,5%
C - More NO than YES	23	10,6%
D - Definitely NO	6	2,8%
Total	218	100%
NA	6	

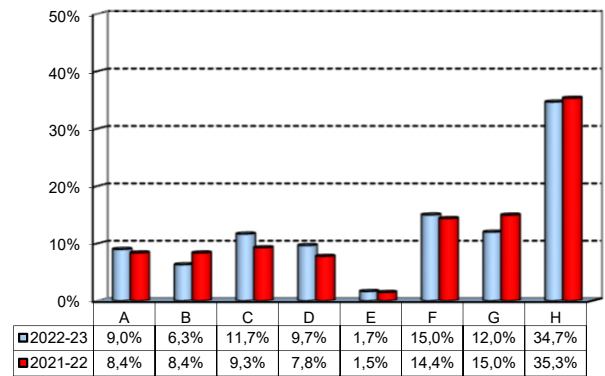


Extracurricular Activities

1) Which of the following extracurricular activities did you attend during your study program?

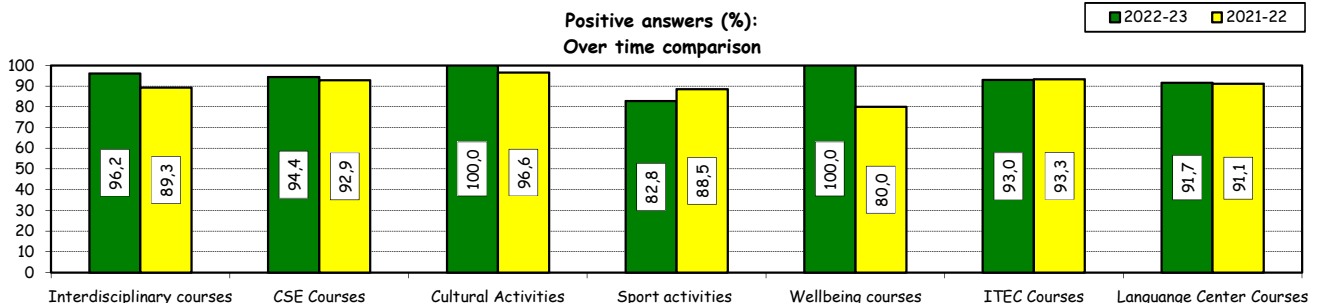
(multiple answers admitted)

Answers	a.v.	%
A - Interdisciplinary courses ("Sapere a tutto campo")	27	9,0%
B - Counseling and Self-Empowerment courses CSE	19	6,3%
C - Cultural Activities (visit museums, concerts, theatre and cinema, various issues)	35	11,7%
D - Sport activities	29	9,7%
E - Wellbeing courses	5	1,7%
F - Courses offered by ITEC	45	15,0%
G - Courses offered by Language Center	36	12,0%
H - None	104	34,7%
Total	300	100%
NA	0	



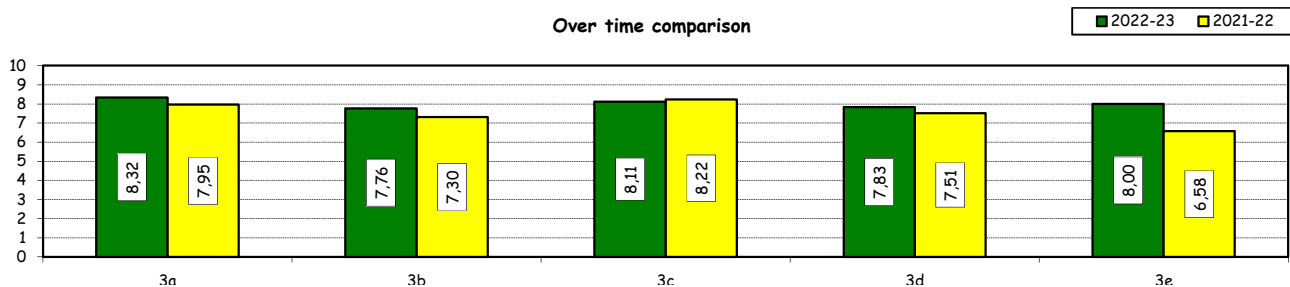
2) Do you think that the activities you took part in contributed to your cultural/educational enrichment?

	Definitely YES		More YES than NO		More NO than YES		Definitely NO		Total		NA
	a.v.	%	a.v.	%	a.v.	%	a.v.	%	a.v.	%	a.v.
A - Interdisciplinary courses	13	50,0	12	46,2	0	0,0	1	3,8	26	100,0	1
B - CSE courses	9	50,0	8	44,4	1	5,6	0	0,0	18	100,0	1
C - Cultural Activities	22	64,7	12	35,3	0	0,0	0	0,0	34	100,0	1
D - Sport activities	13	44,8	11	37,9	4	13,8	1	3,4	29	100,0	0
E - Wellbeing courses	3	60,0	2	40,0	0	0,0	0	0,0	5	100,0	0
F - ITEC courses	19	44,2	21	48,8	2	4,7	1	2,3	43	100,0	2
G - Language Center courses	19	52,8	14	38,9	3	8,3	0	0,0	36	100,0	0



How would you evaluate:

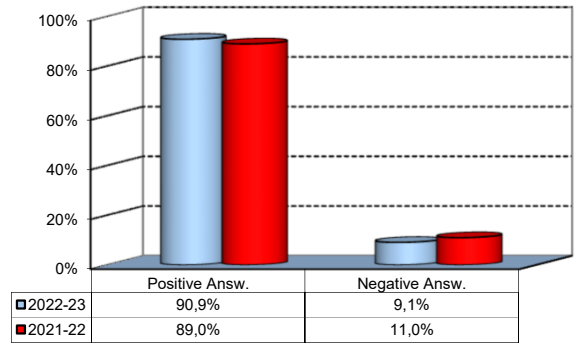
Item	Answers	Negative				Positive				Total	NA	
		1-2		3-4-5		6-7-8		9-10				
		a.v.	%	a.v.	%	a.v.	%	a.v.	%			
3a) The range and interest of programmes offered		1	0,9	3	2,6	61	53,0	50	43,5	115	100,0	5
3b) The support you received from the Campus Life Office		3	2,6	6	5,2	69	60,0	37	32,2	115	100,0	5
3c) The support you received from ITEC		0	0,0	1	2,3	24	54,5	19	43,2	44	100,0	1
3d) The support you received from Language Center		0	0,0	3	8,6	20	57,1	12	34,3	35	100,0	1
3e) The support you received from Bocconi Sport Team		0	0,0	3	10,3	14	48,3	12	41,4	29	100,0	0



Degree Thesis

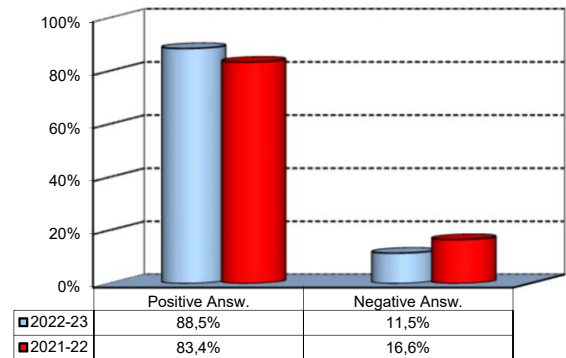
1) Do you think that the supervision and the assistance for preparing for your thesis were appropriate?

Answers	a.v.	%
A - Definitely YES	113	51,6%
B - More YES than NO	86	39,3%
C - More NO than YES	14	6,4%
D - Definitely NO	6	2,7%
Total	219	100%
NA	5	



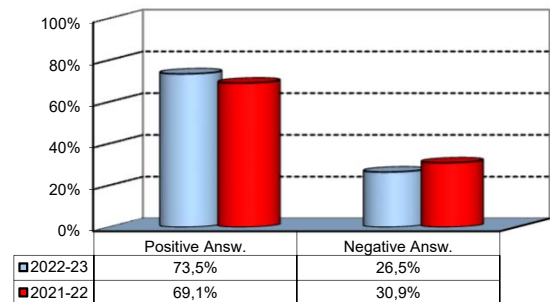
2) Do you think that the facilities provided by the University (library, computer labs) adequately supported preparation for your thesis?

Answers	a.v.	%
A - Definitely YES	92	42,2%
B - More YES than NO	101	46,3%
C - More NO than YES	19	8,7%
D - Definitely NO	6	2,8%
Total	218	100%
NA	6	



3) Do you think that your thesis was a useful experience for completing your education and a way to verify your planning and writing skills?

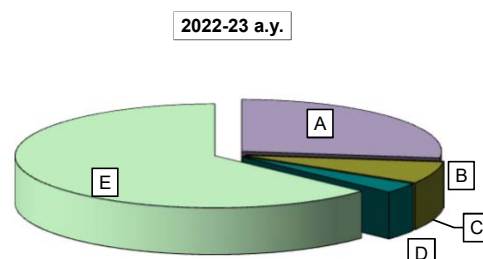
Answers	a.v.	%
A - Definitely YES	72	32,9%
B - More YES than NO	89	40,6%
C - More NO than YES	42	19,2%
D - Definitely NO	16	7,3%
Total	219	100%
NA	5	



Experience Of Studying Abroad

1) Please select the program you participated in:

Answers	% 2022-23		% 2021-22	
	a.v.		a.v.	
A - Exchange	60	27,0	12,3	
B - CEMS-MIM	0	0,0	0,0	
C- Double Degree	15	6,8	7,5	
D - Free-Mover	7	3,2	1,2	
E- None	140	63,1	79,1	
Total	222	100,0	100,0	
NA	2			

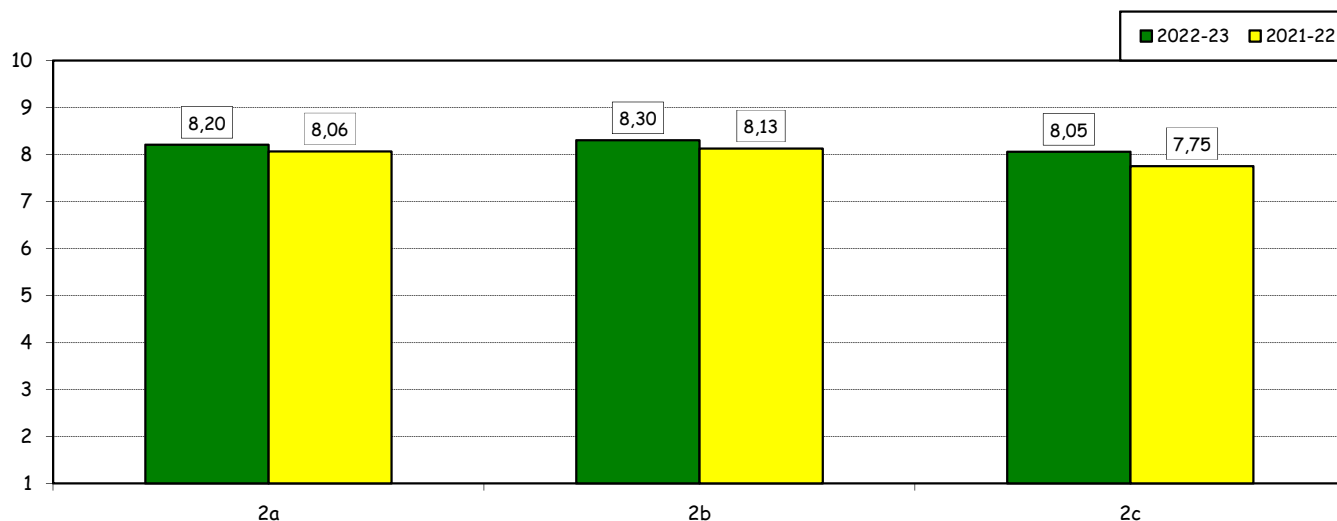


How would you evaluate:

(only A, B, C or E answers to item no.1)

Item	Answers	Negative				Positive				Total		N.A. a.v.
		1-2		3-4-5		6-7-8		9-10		a.v.	%	
		a.v.	%	a.v.	%	a.v.	%	a.v.	%			
2a) Quality and completeness of information provided through: 'International Week', emails, brochures, International Relations Service web page.		1	1,4	6	8,1	27	36,5	40	54,1	74	100,0	1
2b) The range and interest of programs offered.		1	1,4	2	2,7	34	45,9	37	50,0	74	100,0	1
2c) The support you received from Bocconi International Relations.		2	2,7	5	6,8	29	39,7	37	50,7	73	100,0	2

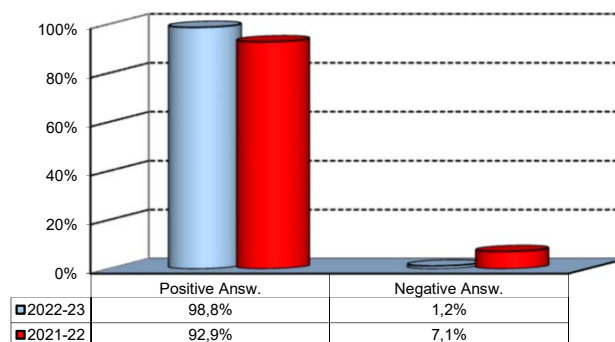
Over time comparison



Experience Of Studying Abroad

3) Would you positively evaluate this experience?

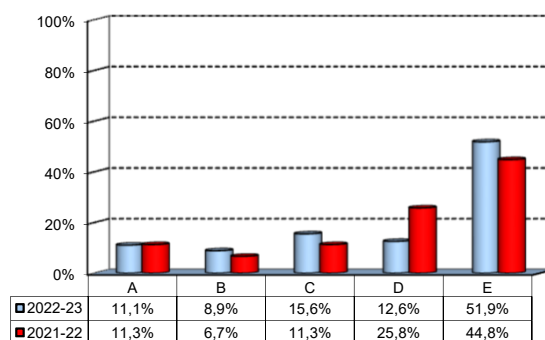
Answers	v. a.	%
A - Definitely YES	64	79,0%
B - More YES than NO	16	19,8%
C - More NO than YES	0	0,0%
D - Definitely NO	1	1,2%
Total	81	100%
NA	1	



(In case of answer "E" to item no.1)

4) Please indicate why you did not attend a period of study abroad (select all relevant reasons):

Answers	a. v.	%
A-Lack of interest in this kind of experience	15	11,1%
B-Absence of the requirements needed for participation in the program selected	12	8,9%
C-Rejection of your application	21	15,6%
D-Lack of time during the period of study	17	12,6%
E-Other (personal, family, organizational reasons, etc.)	70	51,9%
Total	135	100%
NA	5	



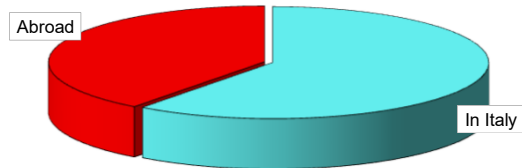
Internship Activities

1) Which activity recognized in your curriculum did you complete during the MSc program?

Answers	a.v.	%	
		2022-23	2021-22
A - Internship/Other job experience	224	100,0	99,6
B - Alternative Activity [^]	0	0,0	0,4
Total	224	100,0	100,0
NA	0		

3) Where did you complete the internship recognized by the Bachelor program?

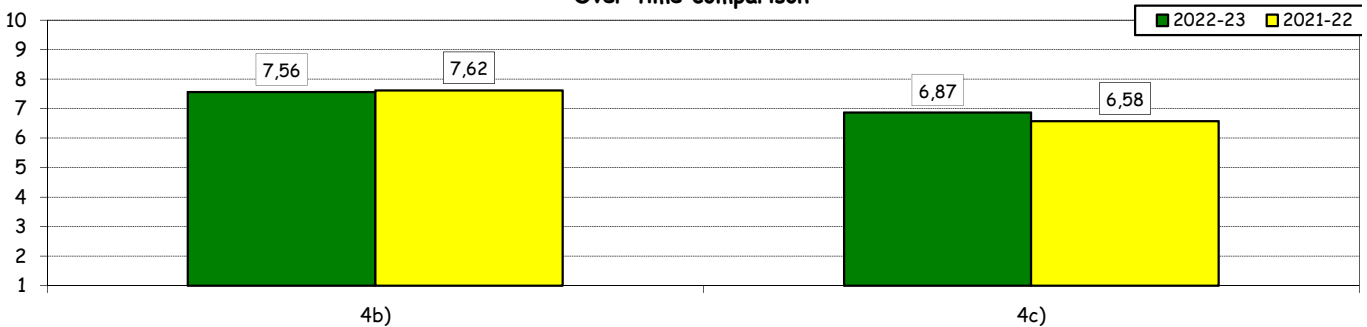
Answers	a.v.	%	
		2022-23	2021-22
In Italy	135	60,3%	59,8%
Abroad	89	39,7%	40,2%
Total	224	100%	100%
NA	0		



How would you evaluate:

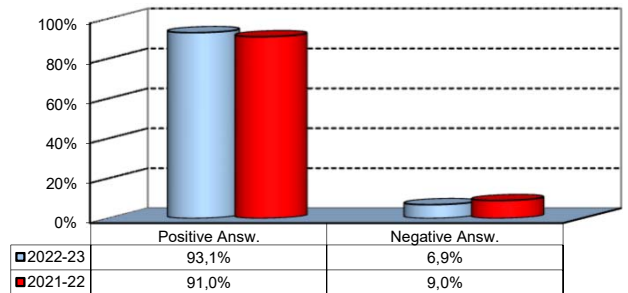
Item	Answers	Negative				Positive				Total		N.A. a.v.
		1-2		3-4-5		6-7-8		9-10		a.v.	%	
		a.v.	%	a.v.	%	a.v.	%	a.v.	%			
4a) The number and variety of opportunities offered.	7	3,5	23	11,4	103	51,0	69	34,2	202	100,0	22	
4b) The support you received from the Internship Office.	15	7,5	37	18,6	85	42,7	62	31,2	199	100,0	25	

Over time comparison



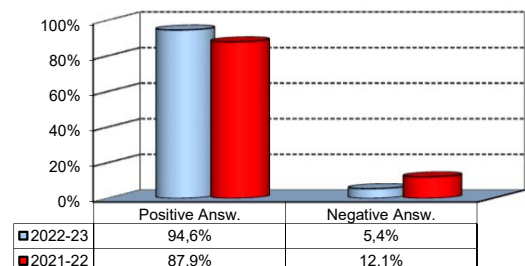
5) Would you positively evaluate this experience?

Answers	a.v.	%
A - Definitely YES	114	56,4%
B - More YES than NO	74	36,6%
C - More NO than YES	8	4,0%
D - Definitely NO	6	3,0%
Total	202	100%
NA	22	



6) Do you think that the qualifications you acquired while attending the MSc program were appropriate to perform this activity?

Answers	a.v.	%
A - Definitely YES	111	55,0%
B - More YES than NO	80	39,6%
C - More NO than YES	8	4,0%
D - Definitely NO	3	1,5%
Total	202	100%
NA	22	



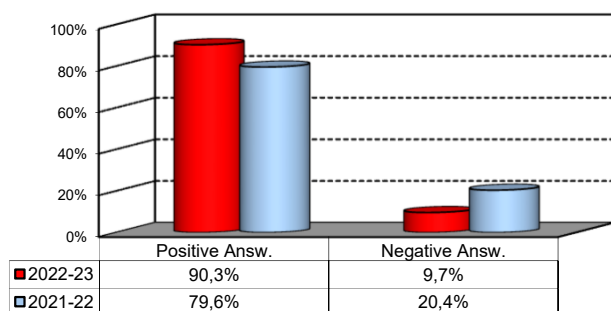
[^]: During the pandemic, students were given the opportunity to replace the mandatory internship with an alternative activity called Career Start Pack. It consists in an elective exam integrated with mandatory participation in the virtual career orientation path

General satisfaction and short-term plans

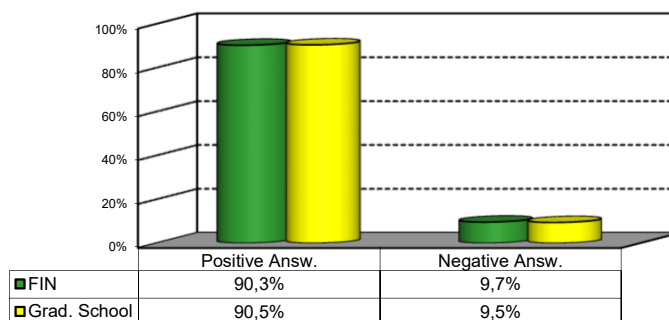
1) Are you satisfied overall with the study program you attended?

Answers	Italian		Non Italian		Total	
	a.v.	%	a.v.	%	a.v.	%
A - Definitely YES	63	40,9%	30	47,6%	93	42,9%
B - More YES than NO	72	46,8%	31	49,2%	103	47,5%
C - More NO than YES	16	10,4%	2	3,2%	18	8,3%
D - Definitely NO	3	1,9%	0	0,0%	3	1,4%
Total	154	100%	63	100%	217	100%
NA	6		1		7	

Over time comparison



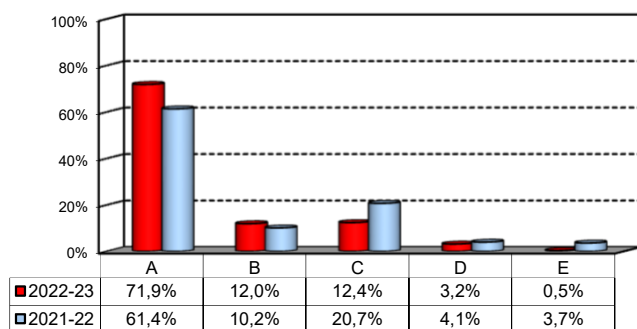
Comparison with the overall School data



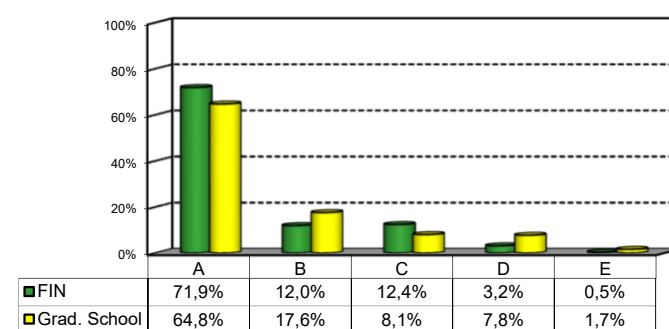
2a) If you could go back in time, would you enroll in the University again?

Answers	Italian		Non Italian		Total	
	v.a.	%	v.a.	%	v.a.	%
A-YES, in the same program at this University	106	68,8%	50	79,4%	156	71,9%
B-YES, in another program at this University	20	13,0%	6	9,5%	26	12,0%
C-YES, in the same program but at another University	21	13,6%	6	9,5%	27	12,4%
D-YES, in another program at another University	6	3,9%	1	1,6%	7	3,2%
E-NO, I would not enrol in university anymore	1	0,6%	0	0,0%	1	0,5%
Total	154	100%	63	100%	217	100%
NA	6		1		7	

Over time comparison



Comparison with the overall School data



General satisfaction and short-term plans

(In case of answer "B" to item no.2a)

2b) Which program would you enroll at this University?

MSc	a.v.	%
ACME	0	0,0%
AFC	11	44,0%
FIN	1	4,0%
CLELI	0	0,0%
ESS	3	12,0%
EMIT	2	8,0%
GIO	1	4,0%
IM	7	28,0%
M	0	0,0%
MM	0	0,0%
CYBER	1	4,0%
Total	25	100%
NA	1	

2c) Why would you make a different choice?

(In case of answer "B", "C", "D" or "E" to item no.2a)

Answers	a.v.	% 2022-23	% 2021-22
A - My interest has changed over time / I discovered that I have different attitudes	25	42,4%	27,3%
B -The MS program did not satisfy my expectations	16	27,1%	35,2%
C I would have preferred to attend the same MS program but taught in English	2	3,4%	3,4%
D - Other reasons	16	27,1%	34,1%
Total	59	100%	100%
NA	2		

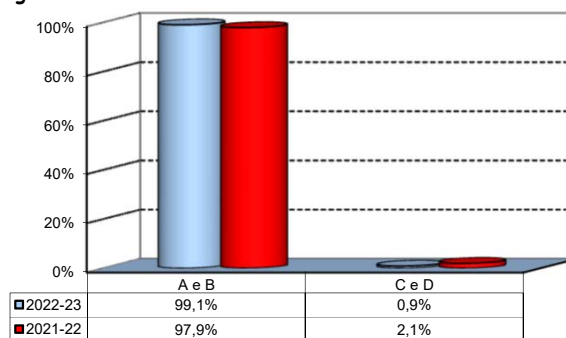
D- Other reasons:

A program's quality should not be measured on its difficulty but on the depth of the stimulus it provides. It is extremely limiting to take multiple courses that are terribly structured and provide no added value (e.g., Theory of Finance).
Avere il visto per lavorare in UK
Corso inutilmente teorico estremamente stressante e improduttivo
Costo eccessivo per la differenza rispetto ad altre universita'
I feel the Master's program at Bocconi needs to be improved in significant ways in order to once again be considered a top Master's in Finance program.
I realised that I enrolled in the MSc Finance thinking it would be very quantitative. While it is well-rounded and more quantitative than many other MSc Finance, I think I would enroll in a MSc in Financial Engineering, which Bocconi sadly does not have .
Il corso di Finanza e' un corso di altissima specializzazione, completo come pochi altri in Europa e nel mondo. Purtroppo esistono corsi meno impegnativi piu' riconosciuti a livello curricolare.
Il corso e' inutilmente pesante e teorico, rispetto a cio' che richiede il mondo del lavoro e cio' che offrono altre universita' europee, con placement decisamente migliori. Molti colleghi riscontrano che il career service e' pressoché inutile
Limitati sbocchi professionali
Other universities abroad offer greater assistance in placement at top institutions with an overall less study load.
Ottimo dal punto di vista accademico, disastroso nel supporto al placement che invece altri atenei concorrenti offrono. Il placement rimane comunque buono ma piu' per la qualita' degli studenti e dell'ampio network di alumni, non per il supporto ricevuto.
Ritengo la struttura del corso e la modalita' di studio e apprendimento troppo simile a quella della triennale. Il valore aggiunto quando si va al lavoro e' poco, soprattutto se paragonato ad altre universita' estere.
The curriculum during the first year was too broad, several courses had no added value for my current career path. Would be more sensible to be able to specialize earlier or simply have specialized 1-year master programs.
The placement of the MSc in Finance program is too weak compared to the other top European Universities and the program is too focused on academics
Too many badly delivered courses involving theoretical mathematics, such as Quantitative Finance I, Econometrics I and II and Theory of Finance. These courses hurt my GPA and I will never use their contents in real life.

Infrastructure: Classrooms, Library And Facilities

1) What is your opinion about the classrooms where lessons and other teaching activities have been held?*

Answers	a.v.	%
A - Always or nearly always adequate	150	69,4%
B - Often adequate	64	29,6%
C - Rarely adequate	2	0,9%
D - Never adequate	0	0,0%
E - I did not use them	0	0,0%
Total	216	100%
NA	8	

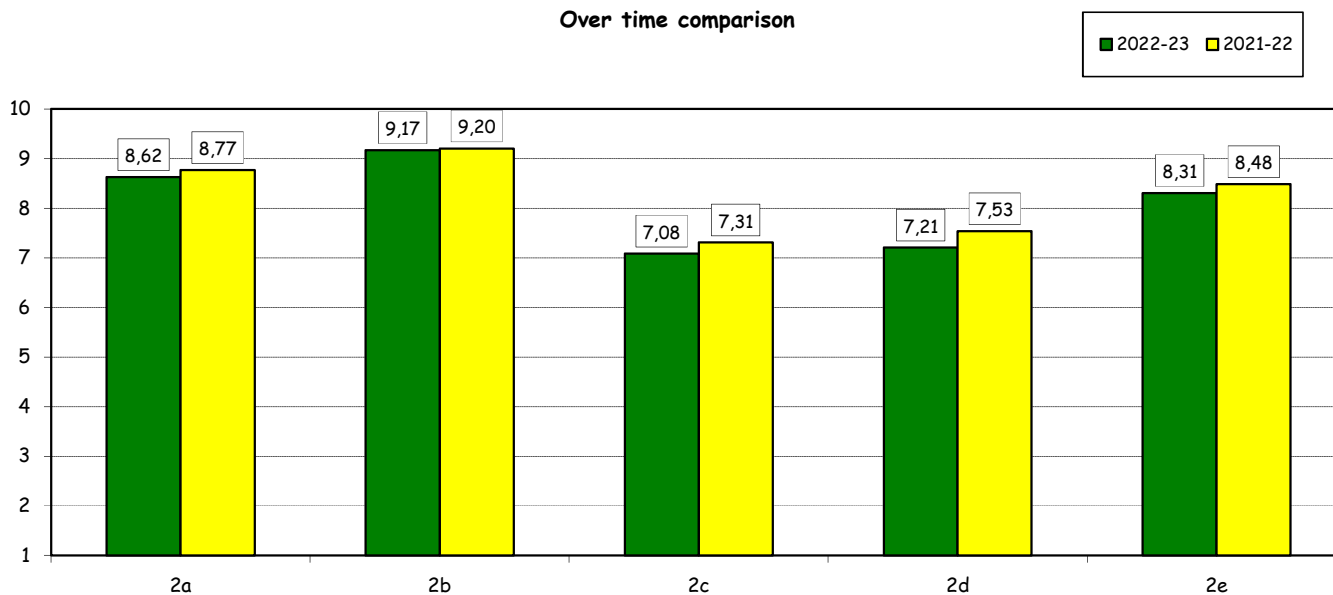


2) How would you evaluate:

(In case of answer "A", "B", "C" or "D" to item no.1)

Item	Answers	Negative				Positive				Total		NA	N.R.
		1-2		3-4-5		6-7-8		9-10		a.v.	%		
		a.v.	%	a.v.	%	a.v.	%	a.v.	%				
a) The adequacy of the audio and multimedia systems (e.g. instructor's computer, projectors, video players) installed in the classrooms.		0	0,0	8	3,7	84	39,1	123	57,2	215	100,0		9
b) The cleanliness of classrooms and of other common areas on campus (corridors, halls, study rooms).		0	0,0	0	0,0	50	23,5	163	76,5	213	100,0		11
c) The adequacy of the amount of areas/seats reserved to individual study in the University Library.		17	7,9	32	15,0	90	42,1	75	35,0	214	100,0	0	10
d) The adequacy of the amount of areas/seats reserved to individual study in other buildings on campus.		14	6,5	27	12,6	99	46,3	74	34,6	214	100,0	0	10
e) The clarity and adequacy of the signage system on campus.		2	0,9	10	4,7	94	44,1	107	50,2	213	100,0		11

Over time comparison

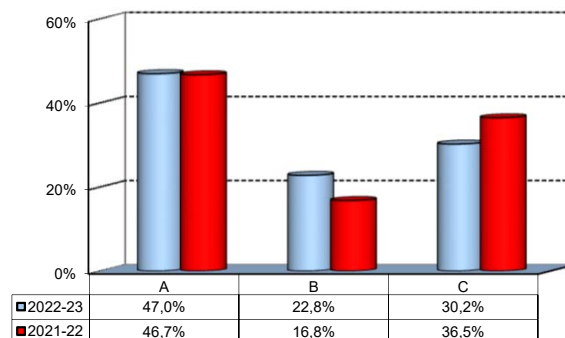


(*): the percentage shown on the graphs is calculated by excluding the responses of those who declare that they have not used the service.

Infrastructure: Classrooms, Library And Facilities

3) What is your overall opinion on the PC Labs and IT facilities provided by the University?

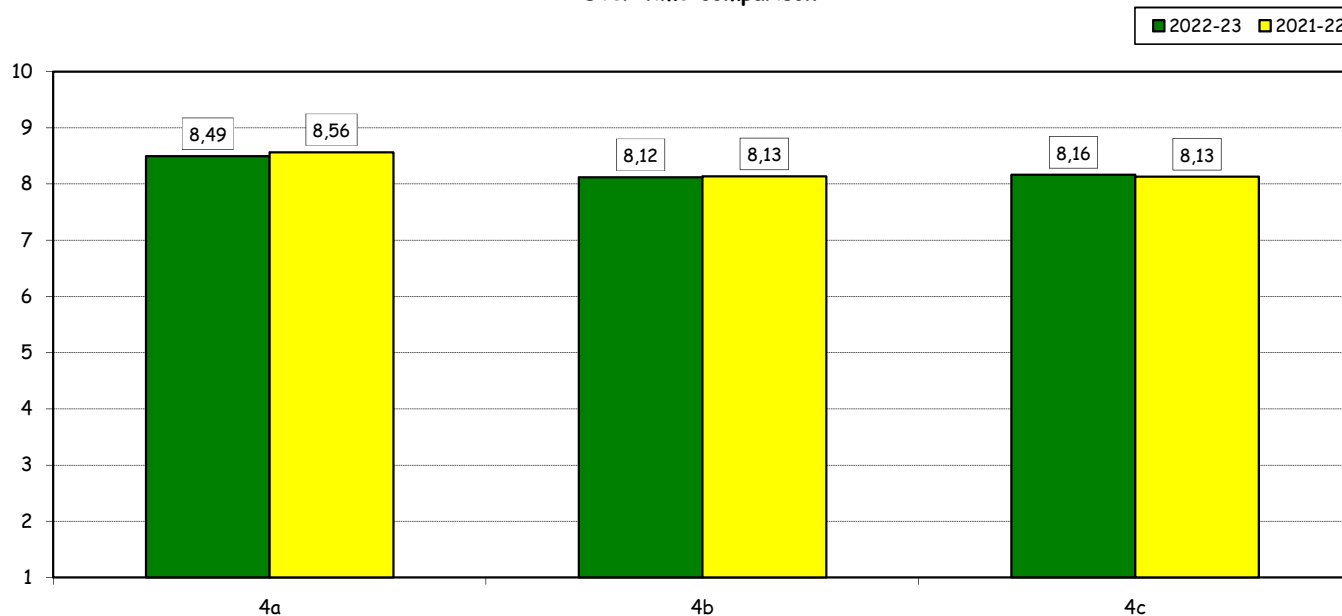
Answers	a.v.	%
A- Adequate in number	101	47,0%
B- Inadequate in number	49	22,8%
C- Never used	65	30,2%
Total	215	100%
NA	9	



4) How do you evaluate:

Item	Answers	Negative				Positive				Total		N.R.
		1-2		3-4-5		6-7-8		9-10		a.v.	%	
		a.v.	%	a.v.	%	a.v.	%	a.v.	%			
a) The availability of technical staff supporting students (Tutors) in PC Labs.*		1	0,7	2	1,4	65	44,2	79	53,7	147	100,0	3
b) The convenience of the PC Labs' opening hours.*		1	0,7	10	6,9	70	48,6	63	43,8	144	100,0	6
c) The level of accessibility and usability of the University's IT services (Internet access points, Punto Blu, Virtual Punto Blu, wireless connection).		3	1,4	13	6,1	99	46,5	98	46,0	213	100,0	2

Over time comparison

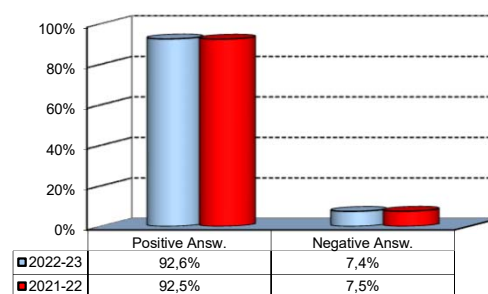


(*): Only in case of answer "A" or "B" to item no.3

Infrastructure: Classrooms, Library And Facilities

5) What is your overall opinion on the Library's services, such as support for individual study?*

Answers	a.v.	%
A - Very Positive	83	38,4%
B - Quite positive	91	42,1%
C - Quite negative	13	6,0%
D - Very Negative	1	0,5%
E - Never used	28	13,0%
Total	216	100%
NA	8	

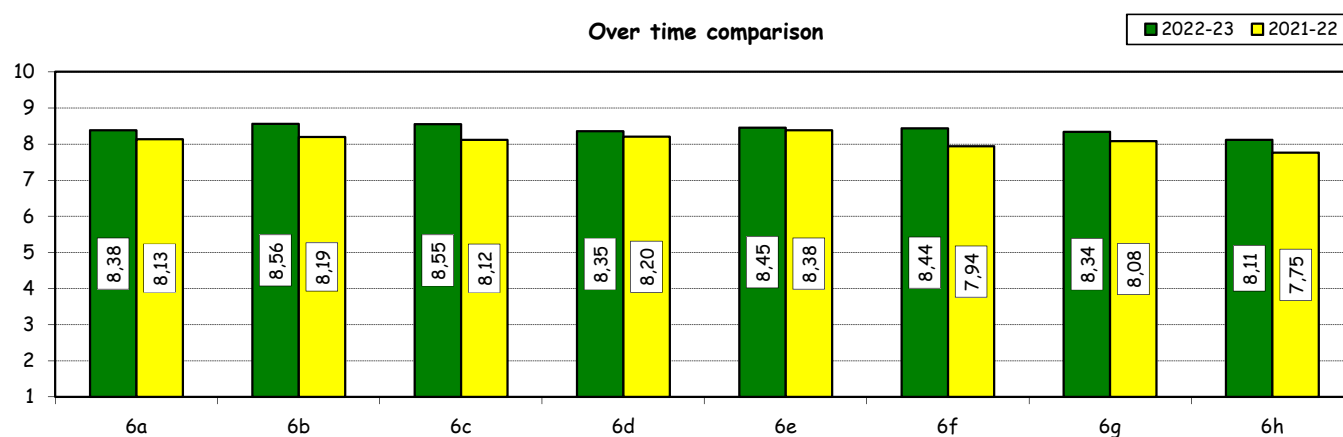


6) How would you evaluate:

(In case of answer "A", "B", "C" or "D" to item no. 5)

Item	Answers	Negative				Positive				Total		N.A. a.v.
		1-2		3-4-5		6-7-8		9-10		a.v.	%	
		a.v.	%	a.v.	%	a.v.	%	a.v.	%			
a) The convenience of the Library's opening hours and access to its main services.		2	1,9	6	5,8	37	35,9	58	56,3	103	100,0	85
b) Range of subjects covered in hardcopy collections (books and journals) compared to your needs of study and research		0	0,0	2	2,0	47	46,1	53	52,0	102	100,0	86
c) The relevance and updating of online collections (e-books, e-journals, databases) compared to your needs of study and research		0	0,0	3	3,0	42	42,0	55	55,0	100	100,0	88
d) The ease of use of search tools available on the Library website		0	0,0	5	4,9	44	43,1	53	52,0	102	100,0	86
e) The assistance provided by the Library staff		0	0,0	2	2,0	47	46,1	53	52,0	102	100,0	86
f) Availability of documents (textbooks, articles, chapters, case studies, etc.) used in individual courses		0	0,0	4	4,0	45	44,6	52	51,5	101	100,0	87
g) The Library website as a source of information on the services offered and as a point of access for resources		1	1,0	2	2,0	45	44,6	53	52,5	101	100,0	87
h) The usefulness of workshops offered by the Library to understand how to use the resources available (catalogues, e-journals, databases, etc.)		1	1,0	7	7,1	51	51,5	40	40,4	99	100,0	89

Over time comparison



(*): the percentage shown on the graphs is calculated by excluding the responses of those who declare that they have not used the service.