

VALUTAZIONE ESPERIENZA UNIVERSITARIA

CORSO DI LAUREA IN
WORLD BACHELOR IN BUSINESS
A.S.2019



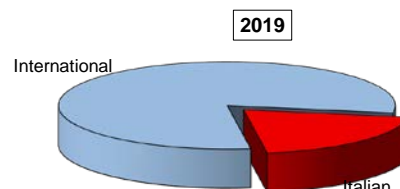
VALUTAZIONI COMPLESSIVE SUL PERCORSO DI STUDI

World Bachelor in Business

Study experience

Type of School path

Answers	a.v.	%	
		2019	2018
Italian	2	20,0%	40,0%
International	8	80,0%	60,0%
Total	10	100%	100%
NA	0		



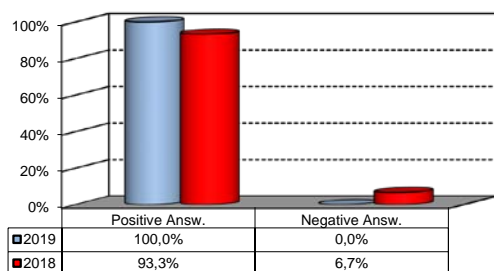
1) Was the knowledge acquired during secondary school adequate to face the Bachelor program?

Answers	Italian School Career		International School Career		Total		2018 %
	v.a.	%	v.a.	%	v.a.	%	
A - Definitely YES	2	100,0%	3	37,5%	5	50,0%	53,3%
B - More YES than NO	0	0,0%	5	62,5%	5	50,0%	40,0%
C - More NO than YES	0	0,0%	0	0,0%	0	0,0%	6,7%
D - Definitely NO	0	0,0%	0	0,0%	0	0,0%	0,0%
Total	2	100%	8	100%	10	100%	100%
NA	0		0		0		

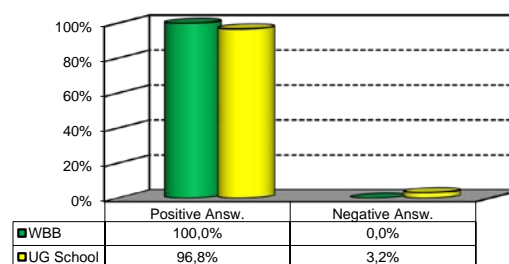
2) On the whole, do you appreciate the qualifications acquired attending the Bachelor program?

Answers	Italian School Career		International School Career		Total		2018 %
	v.a.	%	v.a.	%	v.a.	%	
A - Definitely YES	2	100,0%	6	75,0%	8	80,0%	40,0%
B - More YES than NO	0	0,0%	2	25,0%	2	20,0%	53,3%
C - More NO than YES	0	0,0%	0	0,0%	0	0,0%	0,0%
D - Definitely NO	0	0,0%	0	0,0%	0	0,0%	6,7%
Total	2	100%	8	100%	10	100%	100%
NA	0		0		0		

Time-series comparison



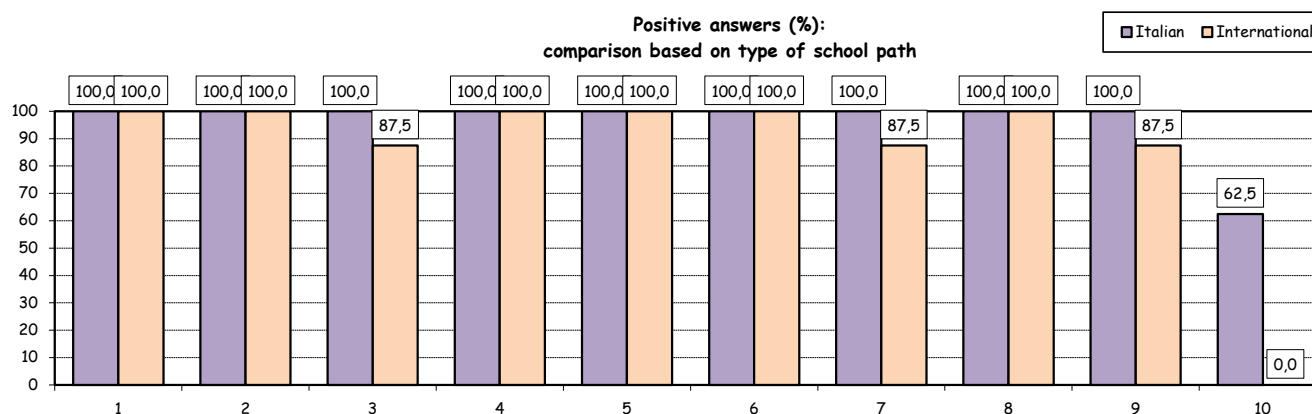
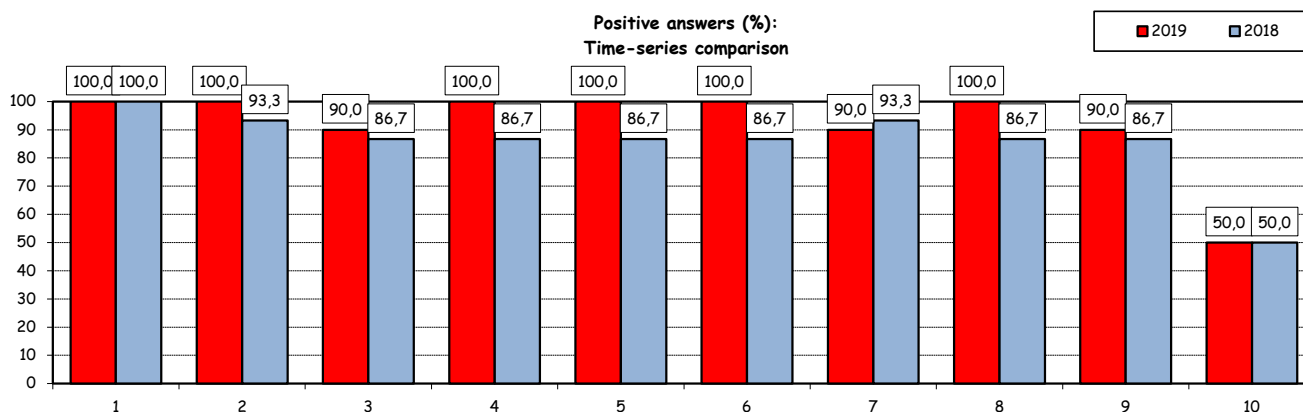
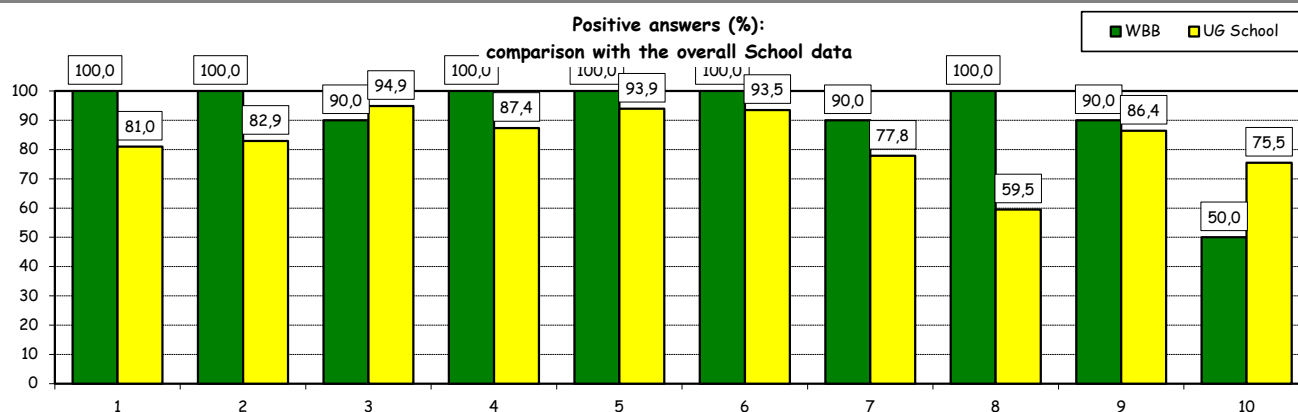
Comparison with the overall School data



Study experience

3) Do you think that the preparation you have received during the study program has contributed to the development of the following skills?

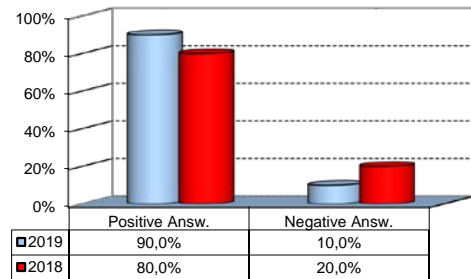
Soft Skill	Item	Definitely YES		More YES than NO		More NO than YES		Definitely NO		Total		n.a.
		a.v.	%	a.v.	%	a.v.	%	a.v.	%	a.v.	%	a.v.
1	Ability to work in team	3	30,0	7	70,0	0	0,0	0	0,0	10	100,0	0
2	Interpersonal skills	4	44,4	5	55,6	0	0,0	0	0,0	9	100,0	1
3	Organizational skills	3	30,0	6	60,0	1	10,0	0	0,0	10	100,0	0
4	Critical thinking skills	4	44,4	5	55,6	0	0,0	0	0,0	9	100,0	1
5	Ability to analyse and select information	4	40,0	6	60,0	0	0,0	0	0,0	10	100,0	0
6	Problem-solving ability	4	40,0	6	60,0	0	0,0	0	0,0	10	100,0	0
7	Written communication skills	2	20,0	7	70,0	1	10,0	0	0,0	10	100,0	0
8	Verbal communication skills	1	11,1	8	88,9	0	0,0	0	0,0	9	100,0	1
9	Ability to cope with stress	4	40,0	5	50,0	1	10,0	0	0,0	10	100,0	0
10	Computer Skills	1	10,0	4	40,0	4	40,0	1	10,0	10	100,0	0



Study experience

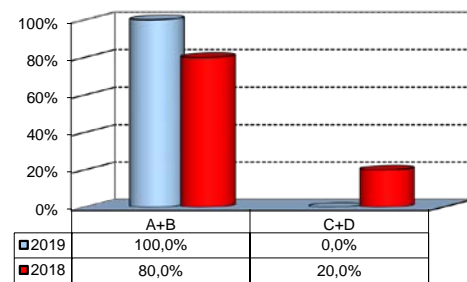
4) Do you think that the courses composing the curriculum were adequately co-ordinated with one another?

	a.v.	%
A - Definitely YES	2	20,0%
B - More YES than NO	7	70,0%
C - More NO than YES	1	10,0%
D - Definitely NO	0	0,0%
Total	10	100%
NA	0	



5a) Do you think that the overall study load was commensurate to the length of the program?

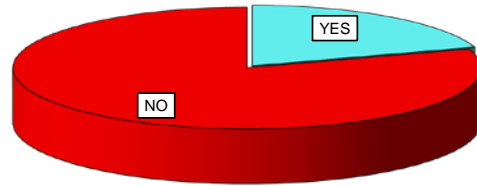
	a.v.	%
A - Definitely YES	5	50,0%
B - More YES than NO	5	50,0%
C - More NO than YES	0	0,0%
D - Definitely NO	0	0,0%
Total	10	100%
NA	0	



Internship Activities

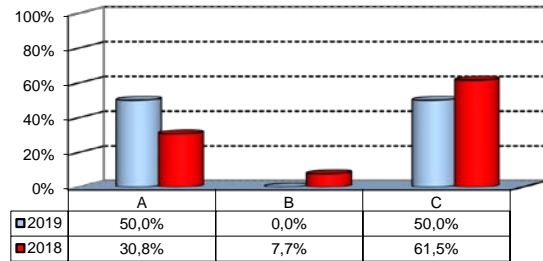
1) Did you attend an internship?

	a.v.	2019	2018
YES	2	20,0%	86,7%
NO	8	80,0%	13,3%
Total	10	100%	100%
NA	0		



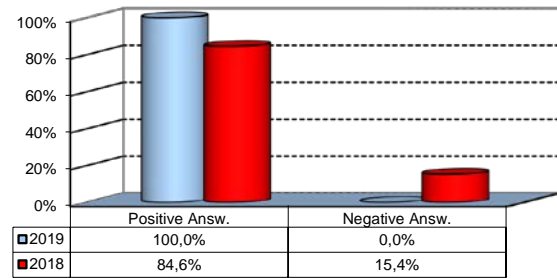
2) How did you access the internship?

	a.v.	%
A - Through Bocconi University's Placement	1	50,0%
B - Through the program faculty members of	0	0,0%
C - Through autonomous way	1	50,0%
Total	2	100%
NA	0	



3) Do you positively evaluate this experience?

	a.v.	%
A - Definitely YES	1	100,0%
B - More YES than NO	0	0,0%
C - More NO than YES	0	0,0%
D - Definitely NO	0	0,0%
Total	1	100%
NA	1	

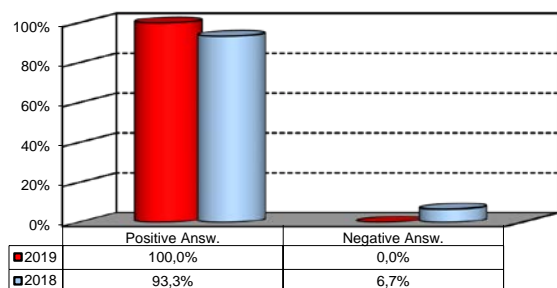


General satisfaction and short-term plans

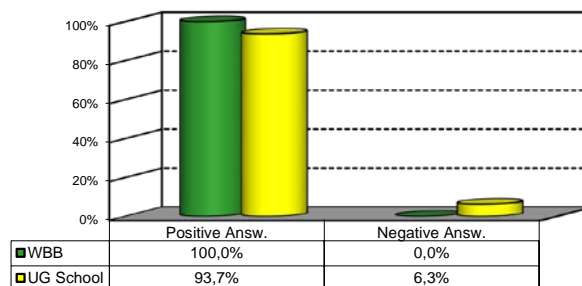
1) Are you overall satisfied of the study program you attended?

Answers	Italian School Career		International School Career		Total	
	v.a.	%	v.a.	%	a.v.	%
A - Definitely YES	2	100,0%	4	50,0%	6	60,0%
B - More YES than NO	0	0,0%	4	50,0%	4	40,0%
C - More NO than YES	0	0,0%	0	0,0%	0	0,0%
D - Definitely NO	0	0,0%	0	0,0%	0	0,0%
Total	2	100%	8	100%	10	100%
NA	0		0		0	

Time-series comparison



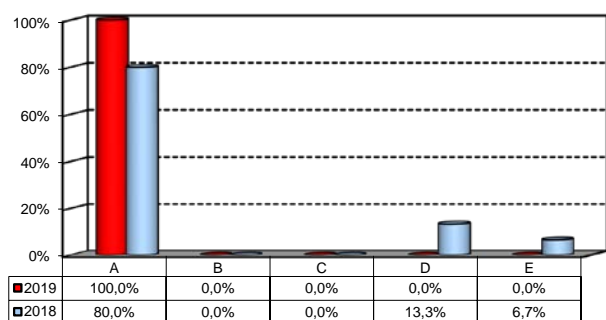
Comparison with the overall School data



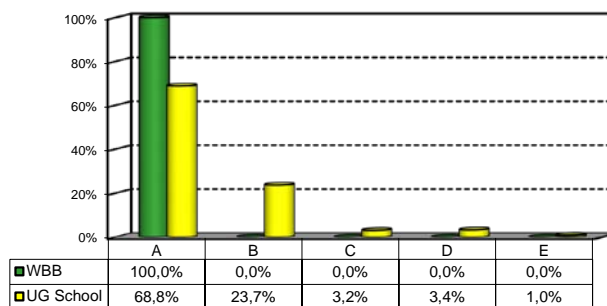
2) If you could go back in time, would you enroll in the University again?

Answers	Italian School Career		International School Career		Total	
	a.v.	%	a.v.	%	a.v.	%
A - YES, in the same program at this University	2	100,0%	8	100,0%	10	100,0%
B - YES, in another program at this University	0	0,0%	0	0,0%	0	0,0%
C - YES, in the same program but at another University	0	0,0%	0	0,0%	0	0,0%
D - YES, in another program at another University	0	0,0%	0	0,0%	0	0,0%
E - NO, I would not enrol in any University program	0	0,0%	0	0,0%	0	0,0%
Total	2	100%	8	100%	10	100%
NA	0		0			

Time-series comparison



Comparison with the overall School data



General satisfaction and short-term plans

3) In the near future do you intend:

	Italian School Career		International School Career		Total		2018 %
	a.v.	%	a.v.	%	a.v.	%	
A- To go on with university studies at Bocconi	0	0,0%	0	0,0%	0	0,0%	13,3%
B- To go on with university studies at another Italian University	0	0,0%	0	0,0%	0	0,0%	0,0%
C- To go on with university studies at another Italian University	0	0,0%	2	25,0%	2	20,0%	13,3%
D - To immediately look for a job	0	0,0%	3	37,5%	3	30,0%	6,7%
E - To accept a job which has already been proposed to you	1	50,0%	3	37,5%	4	40,0%	60,0%
F - To continue to do the job you began during this degree program	1	50,0%	0	0,0%	1	10,0%	6,7%
Total	2	100%	8	100%	10	100%	100%
NA	0		0		0		